














Properties sold Bethlehem & Tauranga CBD

May 2026










	Address	Sale price	CV*	Land size	Bedrooms
	9 Ashmore Court	\$1,185,000	\$1,160,000	750	3
	32 Beaumaris Boulevard	\$1,760,000	\$1,410,000	1106	5
	206 Cambridge Road	\$839,000	\$765,000	659	3
	101/359 Cameron Road	\$950,000	\$965,000	Unit Title	2
	60 Carmichael Road	\$1,810,000	\$2,010,000	1394	3
	1/18 Cliff Road	\$540,000	\$525,000	Crosslease	2
	204A Devonport Road	\$1,200,000	\$1,240,000	518	4
	82A Edgecumbe Road	\$740,000	\$670,000	Crosslease	2
	2/88 Edgecumbe Road	\$625,000	\$635,000	Crosslease	2
	64C Fifth Avenue	\$750,000	\$720,000	Crosslease	2
	22 Harbelle Close	\$940,000	\$1,150,000	589	4
	9 Ireland Way	\$1,015,000	\$1,300,000	668	3
	174K Moffat Road	\$1,750,000	\$1,420,000	1045	4

*LATEST CV AVAILABLE

This publication shows data regarding a wide selection of published residential property sales that have recently occurred. It includes information from multiple sources and published reports of sales made by most Real Estate agencies and may include private sales. Where data is not publicly available, an individual sale may have been excluded from the average results and tallies shown in this report. Every reasonable effort has been made to ensure the accuracy of the information. Barfoot and Thompson Limited (REA2008) accepts no responsibility should the contents of this market report prove to be incomplete or incorrect.

Properties sold Bethlehem & Tauranga CBD

May 2026

	Address	Sale price	CV*	Land size	Bedrooms
	37A Norris Street	\$840,000	\$860,000	464	3
	3 Norwich Place	\$847,000	\$825,000	534	3
	4/16 Park Street	\$400,000	\$520,000	Crosslease	2
	6/16 Park Street	\$400,000	\$520,000	Crosslease	2
	1 Pembroke Drive	\$1,035,000	\$955,000	607	3
	288 Saint Andrews Drive	\$1,040,000	\$1,030,000	700	3
	35 Saint Michaels Avenue	\$1,440,000	\$1,340,000	682	4
	7 Sandalwood Way	\$1,175,000	\$1,150,000	588	3
	31 Valley View	\$1,100,000	\$1,100,000	711	4

*LATEST CV AVAILABLE

This publication shows data regarding a wide selection of published residential property sales that have recently occurred. It includes information from multiple sources and published reports of sales made by most Real Estate agencies and may include private sales. Where data is not publicly available, an individual sale may have been excluded from the average results and tallies shown in this report. Every reasonable effort has been made to ensure the accuracy of the information. Barfoot and Thompson Limited (REAA2008) accepts no responsibility should the contents of this market report prove to be incomplete or incorrect.