














## Properties sold Mt Maunganui

May 2026














	Address	Sale price	CV*	Land size	Bedrooms
	27 Berescourt Place	\$2,800,000	\$2,450,000	805	3
	75 Campbell Road	\$1,500,000	\$1,470,000	383	3
	3 Clyde Street	\$1,650,000	\$1,620,000	410	3
	19 Crichton Terrace	\$923,000	\$835,000	438	3
	15D Dee Street	\$1,180,000	\$1,350,000	389	3
	132A Eversham Road	\$460,000	\$665,000	Crosslease	2
	157A Eversham Road	\$720,000	\$665,000	Crosslease	3
	24 Gloucester Road	\$920,000	\$705,000	607	3
	138 Gloucester Road	\$1,380,000	\$885,000	599	4
	2/30 Gobray Crescent	\$550,000	\$680,000	Crosslease	2
	10A Links Avenue	\$950,000	\$735,000	447	3
	22 Lotus Avenue	\$1,101,000	\$970,000	748	3
	34 Lotus Avenue	\$1,315,000	\$1,070,000	644	3

\*LATEST CV AVAILABLE

This publication shows data regarding a wide selection of published residential property sales that have recently occurred. It includes information from multiple sources and published reports of sales made by most Real Estate agencies and may include private sales. Where data is not publicly available, an individual sale may have been excluded from the average results and tallies shown in this report. Every reasonable effort has been made to ensure the accuracy of the information. Barfoot and Thompson Limited (REAA2008) accepts no responsibility should the contents of this market report prove to be incomplete or incorrect.

## Properties sold Mt Maunganui

May 2026










	Address	Sale price	CV*	Land size	Bedrooms
	7B Macville Road	\$823,000	\$920,000	Crosslease	2
	88 Marine Parade	\$6,900,000	\$4,750,000	433	4
	302/136 Marine Parade	\$2,000,000	\$2,350,000	Unit Title	2
	169A Marine Parade	\$4,500,000	\$3,060,000	311	3
	177B Marine Parade	\$2,090,000	\$2,300,000	432	2
	12 Matai Street	\$1,500,000	\$2,490,000	809	3
	14 Matai Street	\$1,500,000	\$2,600,000	809	2
	62G Maunganui Road	\$1,200,000	\$1,370,000	193	4
	40C Miro Street	\$760,000	\$740,000	131	3
	19B Monowai Street	\$650,000	\$595,000	354	2
	39A Oceanbeach Road	\$6,200,000	\$8,170,000	1237	3
	349A Oceanbeach Road	\$2,000,000	\$1,900,000	342	3
	41 Plateau Heights	\$985,000	\$1,055,000	1021	2

\*LATEST CV AVAILABLE

This publication shows data regarding a wide selection of published residential property sales that have recently occurred. It includes information from multiple sources and published reports of sales made by most Real Estate agencies and may include private sales. Where data is not publicly available, an individual sale may have been excluded from the average results and tallies shown in this report. Every reasonable effort has been made to ensure the accuracy of the information. Barfoot and Thompson Limited (REAA2008) accepts no responsibility should the contents of this market report prove to be incomplete or incorrect.

## Properties sold Mt Maunganui

May 2026

Address	Sale price	CV*	Land size	Bedrooms
 129 Ranch Road	\$2,035,000	\$1,750,000	766	4
 5A Spur Avenue	\$1,215,000	\$985,000	400	4
 10A Sunbrae Grove	\$3,620,000	\$2,590,000	352	4
 26 Sunrise Avenue	\$830,000	\$860,000	Crosslease	3
 3D The Mall	\$900,000	\$1,250,000	Unit Title	3
 3 Tudor Place	\$905,000	\$675,000	370	3
 5 Tui Street	\$1,405,000	\$1,110,000	373	3
 17 Tweed Street	\$1,260,000	\$1,350,000	338	2
 29 Waitui Grove	\$1,770,000	\$1,620,000	758	3

\*LATEST CV AVAILABLE

This publication shows data regarding a wide selection of published residential property sales that have recently occurred. It includes information from multiple sources and published reports of sales made by most Real Estate agencies and may include private sales. Where data is not publicly available, an individual sale may have been excluded from the average results and tallies shown in this report. Every reasonable effort has been made to ensure the accuracy of the information. Barfoot and Thompson Limited (REAA2008) accepts no responsibility should the contents of this market report prove to be incomplete or incorrect.