














Properties sold Papamoa

March 2026














	Address	Sale price	CV*	Land size	Bedrooms
	24 Amery Place	\$1,100,000	\$1,010,000	835	4
	5 Arabian Drive	\$1,220,000	\$990,000	680	3
	3 Ascarina Way	\$1,275,000	\$1,040,000	373	3
	34 Athena Grove	\$900,000	\$845,000	357	3
	53 Athena Grove	\$850,000	\$800,000	600	3
	4 Atutahi Lane	\$885,000	\$850,000	174	3
	83 Awatira Drive	\$1,035,000	\$1,010,000	411	4
	7 Belt Lane	\$759,000	\$690,000	196	3
	12 Bronze Court	\$750,000	\$700,000	231	2
	100 Butterworth Crescent	\$362,000	n/a	n/a	2
	52 Carrington Drive	\$1,440,000	\$1,040,000	577	4
	2 Celmisia Retreat	\$1,170,000	\$1,070,000	392	4
	8 Celmisia Retreat	\$1,325,000	\$1,100,000	370	4

*LATEST CV AVAILABLE

This publication shows data regarding a wide selection of published residential property sales that have recently occurred. It includes information from multiple sources and published reports of sales made by most Real Estate agencies and may include private sales. Where data is not publicly available, an individual sale may have been excluded from the average results and tallies shown in this report. Every reasonable effort has been made to ensure the accuracy of the information. Barfoot and Thompson Limited (REA2008) accepts no responsibility should the contents of this market report prove to be incomplete or incorrect.

Properties sold Papamoa

March 2026














	Address	Sale price	CV*	Land size	Bedrooms
	24 Coast Boulevard	\$1,400,000	\$1,300,000	436	3
	15 Colpoma Close	\$1,575,000	\$1,050,000	400	3
	2 Coprosma Close	\$850,000	\$850,000	389	2
	129B Dickson Road	\$785,000	\$660,000	Crosslease	2
	87 Domain Road	\$650,000	\$905,000	370	3
	87A Domain Road	\$395,000	n/a	450	n/a
	32 Drabble Crescent	\$1,270,000	\$1,040,000	563	4
	14 Dunkeld Drive	\$985,000	\$920,000	446	4
	2 Ella Place	\$1,000,000	\$1,045,000	384	3
	96 Evans Road	\$910,000	\$835,000	554	3
	116 Evans Road	\$1,246,000	\$915,000	645	4
	12 Fontana Street	\$860,000	\$830,000	348	3
	68 Franks Way	\$795,000	\$775,000	286	2

*LATEST CV AVAILABLE

This publication shows data regarding a wide selection of published residential property sales that have recently occurred. It includes information from multiple sources and published reports of sales made by most Real Estate agencies and may include private sales. Where data is not publicly available, an individual sale may have been excluded from the average results and tallies shown in this report. Every reasonable effort has been made to ensure the accuracy of the information. Barfoot and Thompson Limited (REA2008) accepts no responsibility should the contents of this market report prove to be incomplete or incorrect.

Properties sold Papamoa

March 2026














	Address	Sale price	CV*	Land size	Bedrooms
	3 Furlong Road	\$880,000	\$880,000	419	3
	202 Gravatt Road	\$1,000,000	\$920,000	691	3
	636 Grenada Street	\$1,275,000	\$1,130,000	659	4
	62A Hartford Avenue	\$725,000	\$635,000	Crosslease	3
	86 Hartford Avenue	\$800,000	\$795,000	593	3
	8 Hudson Grove	\$1,307,000	\$1,160,000	762	4
	214/11 Kamahi Crescent	\$457,000	\$450,000	170	2
	2 Kane Road	\$797,000	\$625,000	383	3
	31 Karewa Parade	\$2,416,000	\$2,835,000	637	3
	135 Karewa Parade	\$2,770,000	\$2,390,000	857	4
	161 Karewa Parade	\$1,150,000	\$1,420,000	698	4
	14 Katerini Grove	\$975,000	\$895,000	662	3
	72 Keepa Close	\$920,000	\$880,000	476	3

*LATEST CV AVAILABLE

This publication shows data regarding a wide selection of published residential property sales that have recently occurred. It includes information from multiple sources and published reports of sales made by most Real Estate agencies and may include private sales. Where data is not publicly available, an individual sale may have been excluded from the average results and tallies shown in this report. Every reasonable effort has been made to ensure the accuracy of the information. Barfoot and Thompson Limited (REA2008) accepts no responsibility should the contents of this market report prove to be incomplete or incorrect.

Properties sold Papamoa

March 2026














	Address	Sale price	CV*	Land size	Bedrooms
	14 Lance Way	\$449,000	\$555,000	180	2
	56 Matemuri Drive	\$1,385,000	\$1,250,000	700	3
	8 Motiti Road	\$1,925,000	\$1,760,000	632	4
	11 Nautilus Drive	\$835,000	\$800,000	153	3
	7 Ngaire Way	\$818,000	\$700,000	205	3
	40 Oceania Sands Way	\$1,685,000	\$1,690,000	622	4
	17 Opal Drive	\$896,000	\$720,000	590	3
	350 Papamoa Beach Road	\$1,360,000	\$1,470,000	609	5
	502A Papamoa Beach Road	\$895,000	\$1,130,000	290	2
	684 Papamoa Beach Road	\$1,500,000	\$1,595,000	819	4
	1134B Papamoa Beach Road	\$615,000	n/a	404	n/a
	1335D Papamoa Beach Road	\$515,000	\$935,000	286	n/a
	1338 Papamoa Beach Road	\$1,260,000	\$1,225,000	837	3

*LATEST CV AVAILABLE

This publication shows data regarding a wide selection of published residential property sales that have recently occurred. It includes information from multiple sources and published reports of sales made by most Real Estate agencies and may include private sales. Where data is not publicly available, an individual sale may have been excluded from the average results and tallies shown in this report. Every reasonable effort has been made to ensure the accuracy of the information. Barfoot and Thompson Limited (REA2008) accepts no responsibility should the contents of this market report prove to be incomplete or incorrect.

Properties sold Papamoa

March 2026














	Address	Sale price	CV*	Land size	Bedrooms
	3 Piata Street	\$894,500	\$855,000	385	3
	5 Pimelea Street	\$974,998	\$895,000	314	3
	282B Range Road	\$890,000	\$815,000	414	3
	290A Range Road	\$890,000	\$845,000	Crosslease	3
	67 Riley Crescent	\$550,000	\$650,000	191	2
	6 Rota Close	\$1,275,000	\$1,310,000	699	3
	22 Royal Ascot Drive	\$3,285,000	\$3,460,000	3281	5
	12 Sandhurst Drive	\$1,310,000	\$1,200,000	671	3
	21 Santa Barbara Drive	\$910,000	\$880,000	449	3
	20 Santa Cruz Drive	\$1,550,000	\$1,450,000	548	3
	14 Sarah Place	\$1,055,000	\$870,000	600	3
	10 Savannah Place	\$1,150,000	\$985,000	821	4
	23 Serena Key	\$1,320,000	\$1,210,000	587	4

*LATEST CV AVAILABLE

This publication shows data regarding a wide selection of published residential property sales that have recently occurred. It includes information from multiple sources and published reports of sales made by most Real Estate agencies and may include private sales. Where data is not publicly available, an individual sale may have been excluded from the average results and tallies shown in this report. Every reasonable effort has been made to ensure the accuracy of the information. Barfoot and Thompson Limited (REA2008) accepts no responsibility should the contents of this market report prove to be incomplete or incorrect.

**Properties sold
Papamoa**

March 2026





	Address	Sale price	CV*	Land size	Bedrooms
	116A Simpson Road	\$955,000	\$895,000	390	3
	31 Sorrento Key	\$1,245,000	\$1,200,000	583	3
	46 Sorrento Key	\$1,240,000	\$1,360,000	582	3
	11 Te Kio Crescent	\$998,000	\$980,000	444	4
	33 Te Kio Crescent	\$1,125,000	\$955,000	465	4
	219 Te Okuroa Drive	\$1,005,000	\$910,000	422	4
	225 Te Okuroa Drive	\$1,010,000	\$910,000	424	4
	181 The Boulevard	\$952,329	\$925,000	499	3
	5B Topaz Drive	\$715,000	\$740,000	427	3
	5 Toronia Court	\$1,600,000	\$1,395,000	620	4
	5 Tractor Way	\$830,000	\$730,000	240	3
	2 Unicorn Lane	\$830,000	\$790,000	350	3
	17 Union Drive	\$800,000	\$770,000	283	3

*LATEST CV AVAILABLE

This publication shows data regarding a wide selection of published residential property sales that have recently occurred. It includes information from multiple sources and published reports of sales made by most Real Estate agencies and may include private sales. Where data is not publicly available, an individual sale may have been excluded from the average results and tallies shown in this report. Every reasonable effort has been made to ensure the accuracy of the information. Barfoot and Thompson Limited (REA2008) accepts no responsibility should the contents of this market report prove to be incomplete or incorrect.

**Properties sold
Papamoa**

March 2026

	Address	Sale price	CV*	Land size	Bedrooms
	134 Union Drive	\$810,000	\$765,000	318	3
	18 Waimarama Close	\$2,440,000	\$2,210,000	801	3
	159 Wairakei Avenue	\$1,145,000	\$935,000	580	4
	3 Webb Place	\$1,100,000	\$1,030,000	587	3

*LATEST CV AVAILABLE

This publication shows data regarding a wide selection of published residential property sales that have recently occurred. It includes information from multiple sources and published reports of sales made by most Real Estate agencies and may include private sales. Where data is not publicly available, an individual sale may have been excluded from the average results and tallies shown in this report. Every reasonable effort has been made to ensure the accuracy of the information. Barfoot and Thompson Limited (REAA2008) accepts no responsibility should the contents of this market report prove to be incomplete or incorrect.