














**Properties sold
Sandringham**

February 2026




| | Address | Sale price | CV* | Land size | Bedrooms | Sold by |
|--|-----------------------|-------------|-------------|------------|----------|-----------------------------------|
|  | 83 Burnley Terrace | \$1,790,000 | \$2,125,000 | 372 | 3 | Other Agency Sale |
|  | 105 Burnley Terrace | \$2,020,000 | \$2,000,000 | 372 | 3 | Other Agency Sale |
|  | 28 Calgary Street | \$2,220,000 | \$1,875,000 | 613 | 3 | Other Agency Sale |
|  | 12 Euston Road | \$1,214,000 | \$1,000,000 | Crosslease | 2 | Other Agency Sale |
|  | 3 Haverstock Road | \$1,255,000 | \$1,275,000 | 306 | 4 | Other Agency Sale |
|  | 87A Haverstock Road | \$985,000 | \$1,175,000 | Crosslease | 3 | Other Agency Sale |
|  | 91 Haverstock Road | \$2,105,000 | \$2,575,000 | 904 | 6 | Other Agency Sale |
|  | 7/6C Kingsway Avenue | \$785,000 | \$960,000 | 67 | 3 | BARFOOT THOMPSON & |
|  | Lot 3/26 Lancing Road | \$1,200,000 | n/a | n/a | 3 | Other Agency Sale |
|  | Lot 5/26 Lancing Road | \$1,235,000 | n/a | n/a | 3 | Other Agency Sale |
|  | Lot 7/26 Lancing Road | \$1,338,000 | n/a | n/a | 3 | Other Agency Sale |
|  | 6/5 Patterson Street | \$894,000 | \$890,000 | Unit Title | 3 | Other Agency Sale |
|  | 223 Sandringham Road | \$1,750,000 | \$1,800,000 | 721 | 5 | BARFOOT THOMPSON & |

*LATEST CV AVAILABLE

This publication shows data regarding a wide selection of published residential property sales that have recently occurred. It includes information from multiple sources and published reports of sales made by most Real Estate agencies and may include private sales. Where data is not publicly available, an individual sale may have been excluded from the average results and tallies shown in this report. Every reasonable effort has been made to ensure the accuracy of the information. Barfoot and Thompson Limited (REA2008) accepts no responsibility should the contents of this market report prove to be incomplete or incorrect.

Properties sold
Sandringham

February 2026

| Address | Sale price | CV* | Land size | Bedrooms | Sold by |
|--|-------------|-------------|------------|----------|-------------------|
|  95 Taumata Road | \$1,805,000 | \$1,775,000 | 432 | 4 | Other Agency Sale |
|  201/2A Truro Road | \$415,000 | \$690,000 | Unit Title | 2 | Other Agency Sale |
|  9 Watea Road | \$1,240,000 | \$990,000 | Crosslease | 3 | Other Agency Sale |

*LATEST CV AVAILABLE

This publication shows data regarding a wide selection of published residential property sales that have recently occurred. It includes information from multiple sources and published reports of sales made by most Real Estate agencies and may include private sales. Where data is not publicly available, an individual sale may have been excluded from the average results and tallies shown in this report. Every reasonable effort has been made to ensure the accuracy of the information. Barfoot and Thompson Limited (REAA2008) accepts no responsibility should the contents of this market report prove to be incomplete or incorrect.