













Properties sold Forrest Hill

February 2026

Address	Sale price	CV*	Land size	Bedrooms	Sold by
 7 Bond Crescent	\$1,400,000	\$1,375,000	394	3	BARFOOT & THOMPSON
 1/102 Forrest Hill Road	\$1,070,000	\$1,050,000	Crosslease	4	Ray White
 5/188 Forrest Hill	\$880,000	\$930,000	65	3	BARFOOT & THOMPSON
 2/186 Forrest Hill Road	\$930,000	\$940,000	66	3	BARFOOT & THOMPSON
 16 Keldale Place	\$1,530,000	\$1,425,000	660	5	Harcourts
 13 Knightsbridge Drive	\$2,165,000	\$2,000,000	675	4	Ray White
 1/27 Knightsbridge Drive	\$1,100,000	\$1,100,000	Crosslease	3	Harcourts
 194 Nile Road	\$1,750,000	\$1,600,000	675	3	BARFOOT & THOMPSON
 6C Pax Avenue	\$1,390,000	\$1,275,000	188	4	Ray White
 10D Pax Avenue	\$1,120,000	\$1,225,000	176	3	Ray White
 2A Ravenwood Drive	\$870,000	\$1,000,000	Crosslease	2	Ray White
 27C Sunnynook Road	\$785,000	\$1,125,000	Crosslease	3	Harcourts

*LATEST CV AVAILABLE

This publication shows data regarding a wide selection of published residential property sales that have recently occurred. It includes information from multiple sources and published reports of sales made by most Real Estate agencies and may include private sales. Where data is not publicly available, an individual sale may have been excluded from the average results and tallies shown in this report. Every reasonable effort has been made to ensure the accuracy of the information. Barfoot and Thompson Limited (REA2008) accepts no responsibility should the contents of this market report prove to be incomplete or incorrect.