














Properties sold Mt Maunganui

February 2026














	Address	Sale price	CV*	Land size	Bedrooms
	10 Abelia Avenue	\$1,055,000	\$860,000	469	3
	5 Aberdeen Street	\$1,250,000	\$1,260,000	458	3
	110/6 Adams Avenue	\$865,000	\$810,000	102	3
	26 Balmacewen Place	\$1,060,000	\$895,000	626	5
	88A Eversham Road	\$742,500	\$760,000	407	3
	109B Eversham Road	\$785,500	\$660,000	Crosslease	3
	8 Fuchsia Place	\$1,300,000	\$1,080,000	620	3
	121 Gloucester Road	\$975,000	\$885,000	459	3
	251 Gloucester Road	\$1,216,000	\$1,025,000	883	3
	194 Grenada Street	\$1,185,000	\$1,010,000	757	3
	4 Halesia Place	\$1,195,000	\$1,160,000	732	4
	17 Hawea Street	\$847,000	\$695,000	Crosslease	2
	16 Kentia Avenue	\$875,000	\$760,000	600	3

*LATEST CV AVAILABLE

This publication shows data regarding a wide selection of published residential property sales that have recently occurred. It includes information from multiple sources and published reports of sales made by most Real Estate agencies and may include private sales. Where data is not publicly available, an individual sale may have been excluded from the average results and tallies shown in this report. Every reasonable effort has been made to ensure the accuracy of the information. Barfoot and Thompson Limited (REAA2008) accepts no responsibility should the contents of this market report prove to be incomplete or incorrect.

Properties sold Mt Maunganui

February 2026














	Address	Sale price	CV*	Land size	Bedrooms
	1 Lasiandra Place	\$867,500	\$925,000	454	3
	14 Lotus Avenue	\$970,000	\$965,000	806	3
	37 Lotus Avenue	\$1,100,000	\$1,020,000	711	3
	3A/1 Marine Parade	\$2,410,000	\$1,950,000	Unit Title	2
	3A/2 Marine Parade	\$2,550,000	\$1,940,000	Unit Title	2
	157 Marine Parade	\$5,450,000	\$5,700,000	680	4
	103B Matapihi Road	\$837,500	\$750,000	418	3
	6/12 Maunganui Road	\$710,000	\$780,000	Unit Title	1
	8/281 Maunganui Road	\$940,000	\$825,000	Unit Title	3
	213/332 Maunganui Road	\$700,000	\$675,000	Unit Title	3
	556 Maunganui Road	\$990,000	\$910,000	447	3
	590 Maunganui Road	\$799,000	\$880,000	409	8
	635 Maunganui Road	\$975,000	\$970,000	698	3

*LATEST CV AVAILABLE

This publication shows data regarding a wide selection of published residential property sales that have recently occurred. It includes information from multiple sources and published reports of sales made by most Real Estate agencies and may include private sales. Where data is not publicly available, an individual sale may have been excluded from the average results and tallies shown in this report. Every reasonable effort has been made to ensure the accuracy of the information. Barfoot and Thompson Limited (REAA2008) accepts no responsibility should the contents of this market report prove to be incomplete or incorrect.

Properties sold Mt Maunganui

February 2026

	Address	Sale price	CV*	Land size	Bedrooms
	29M May Street	\$855,000	n/a	Unit Title	2
	1/34 Miro Street	\$820,000	\$785,000	170	3
	3/38 Miro Street	\$800,000	\$875,000	Unit Title	3
	5 Moa Street	\$1,625,000	\$2,550,000	443	3
	86 Muricata Avenue	\$2,100,000	\$2,290,000	352	4
	241 Oceanbeach Road	\$1,820,000	\$2,240,000	607	3
	115B Oceanview Road	\$1,620,000	\$1,520,000	409	3
	5 Palm Court	\$965,000	\$810,000	636	3
	106/1D Salt Avenue	\$815,000	\$815,000	Unit Title	2
	17 Sequoia Grove	\$765,000	\$695,000	463	2
	17A Solway Place	\$989,000	\$1,130,000	474	2
	26 Tweed Street	\$1,375,000	\$1,290,000	Crosslease	5
	160 Valley Road	\$1,525,000	\$1,365,000	458	4

*LATEST CV AVAILABLE

This publication shows data regarding a wide selection of published residential property sales that have recently occurred. It includes information from multiple sources and published reports of sales made by most Real Estate agencies and may include private sales. Where data is not publicly available, an individual sale may have been excluded from the average results and tallies shown in this report. Every reasonable effort has been made to ensure the accuracy of the information. Barfoot and Thompson Limited (REAA2008) accepts no responsibility should the contents of this market report prove to be incomplete or incorrect.

**Properties sold
 Mt Maunganui**

February 2026

	Address	Sale price	CV*	Land size	Bedrooms
	226A Valley Road	\$1,400,000	\$1,450,000	559	3

*LATEST CV AVAILABLE

This publication shows data regarding a wide selection of published residential property sales that have recently occurred. It includes information from multiple sources and published reports of sales made by most Real Estate agencies and may include private sales. Where data is not publicly available, an individual sale may have been excluded from the average results and tallies shown in this report. Every reasonable effort has been made to ensure the accuracy of the information. Barfoot and Thompson Limited (REA2008) accepts no responsibility should the contents of this market report prove to be incomplete or incorrect.