














Properties sold Omokoroa & Surrounds

Dec 25/Jan 26














| | Address | Sale price | CV* | Land size | Bedrooms |
|---|--------------------------|-------------|-------------|-----------|----------|
|  | 13B Augusta Rise | \$920,000 | \$920,000 | 488 | 3 |
|  | 8 Bridle Way | \$710,500 | \$710,000 | 262 | 3 |
|  | 5 Charlotte Drive | \$1,300,000 | \$1,130,000 | 656 | 3 |
|  | 57 Coppelia Avenue | \$1,060,000 | \$1,120,000 | 910 | 5 |
|  | 6 Eliza Place | \$755,000 | \$800,000 | 371 | 3 |
|  | 5 Fairlie Grove | \$940,000 | \$970,000 | 819 | 1 |
|  | Lot 131/8 Flounder Drive | \$435,000 | n/a | 401 | n/a |
|  | Lot 137/8 Flounder Drive | \$435,000 | n/a | 389 | n/a |
|  | Lot 142/8 Flounder Drive | \$435,000 | n/a | 360 | n/a |
|  | Lot 170/8 Flounder Drive | \$420,000 | n/a | 371 | n/a |
|  | Lot 171/8 Flounder Drive | \$420,000 | n/a | 368 | n/a |
|  | Lot 174/8 Flounder Drive | \$420,000 | n/a | 368 | n/a |
|  | Lot 185/8 Flounder Drive | \$400,000 | n/a | 417 | n/a |

*LATEST CV AVAILABLE

This publication shows data regarding a wide selection of published residential property sales that have recently occurred. It includes information from multiple sources and published reports of sales made by most Real Estate agencies and may include private sales. Where data is not publicly available, an individual sale may have been excluded from the average results and tallies shown in this report. Every reasonable effort has been made to ensure the accuracy of the information. Barfoot and Thompson Limited (REA2008) accepts no responsibility should the contents of this market report prove to be incomplete or incorrect.

Properties sold Omokoroa & Surrounds

Dec 25/Jan 26




| | Address | Sale price | CV* | Land size | Bedrooms |
|---|----------------------|-------------|-------------|-----------|----------|
|  | 22 Hamurana Road | \$825,000 | \$940,000 | 632 | 3 |
|  | 262 Hamurana Road | \$1,850,000 | \$1,650,000 | 810 | 3 |
|  | 83 Harbour View Road | \$1,100,000 | \$1,290,000 | 784 | 3 |
|  | 2 Kowai Grove | \$750,000 | \$940,000 | 673 | 2 |
|  | 56 Links View Drive | \$1,300,000 | \$1,240,000 | 1002 | 4 |
|  | 84D Margaret Drive | \$880,000 | \$1,000,000 | 594 | 3 |
|  | 22 Myrtle Drive | \$1,250,000 | \$1,880,000 | 1042 | 3 |
|  | 5 Pip Way | \$840,000 | \$900,000 | 445 | 4 |
|  | 22 Richardson Road | \$742,500 | \$780,000 | 268 | 2 |
|  | 3 Ridge Drive | \$1,135,000 | \$1,310,000 | 645 | 3 |
|  | 47 Ridge Drive | \$860,000 | \$990,000 | 489 | 3 |
|  | 5 Tangata Way | \$810,000 | \$820,000 | 404 | 3 |
|  | 8B Tinopai Drive | \$985,000 | \$1,070,000 | 603 | 4 |

*LATEST CV AVAILABLE

This publication shows data regarding a wide selection of published residential property sales that have recently occurred. It includes information from multiple sources and published reports of sales made by most Real Estate agencies and may include private sales. Where data is not publicly available, an individual sale may have been excluded from the average results and tallies shown in this report. Every reasonable effort has been made to ensure the accuracy of the information. Barfoot and Thompson Limited (REAA2008) accepts no responsibility should the contents of this market report prove to be incomplete or incorrect.

**Properties sold
Omokoroa &
Surrounds**

Dec 25/Jan 26

| | Address | Sale price | CV* | Land size | Bedrooms |
|---|----------------------|-------------|-------------|-----------|----------|
|  | 57 Wallace Road | \$1,250,000 | \$1,360,000 | 903 | 4 |
|  | 16 Walnut Grove | \$900,000 | \$1,530,000 | 928 | 3 |
|  | 12 Waterview Terrace | \$1,530,000 | \$1,710,000 | 815 | 2 |
|  | 13A Western Avenue | \$1,035,000 | \$930,000 | 433 | 3 |

*LATEST CV AVAILABLE

This publication shows data regarding a wide selection of published residential property sales that have recently occurred. It includes information from multiple sources and published reports of sales made by most Real Estate agencies and may include private sales. Where data is not publicly available, an individual sale may have been excluded from the average results and tallies shown in this report. Every reasonable effort has been made to ensure the accuracy of the information. Barfoot and Thompson Limited (REAA2008) accepts no responsibility should the contents of this market report prove to be incomplete or incorrect.