














Properties sold Papamoa & Papamoa Beach

November 2025














	Address	Sale price	CV*	Land size	Bedrooms
	39 Arabian Drive	\$955,000	\$945,000	543	3
	2 Aranui Drive	\$1,260,000	\$1,170,000	645	4
	53 Arrow Close	\$454,000	\$470,000	208	2
	22 Awatira Drive	\$1,238,000	\$1,400,000	532	4
	63 Awatira Drive	\$900,000	\$1,040,000	479	3
	40 Blanche Road	\$880,000	\$875,000	541	2
	60 Butterworth Crescent	\$1,230,000	\$1,040,000	468	3
	26 Carlsberg Place	\$1,102,000	\$1,115,000	666	4
	9 Carrington Drive	\$1,200,000	\$1,090,000	756	4
	15 Cassinia Close	\$2,150,000	\$1,770,000	650	4
	114 Coast Boulevard	\$1,480,000	\$1,150,000	453	4
	53 Dalton Drive	\$835,000	\$880,000	434	3
	6B Dickson Road	\$830,000	\$770,000	431	3

*LATEST CV AVAILABLE

This publication shows data regarding a wide selection of published residential property sales that have recently occurred. It includes information from multiple sources and published reports of sales made by most Real Estate agencies and may include private sales. Where data is not publicly available, an individual sale may have been excluded from the average results and tallies shown in this report. Every reasonable effort has been made to ensure the accuracy of the information. Barfoot and Thompson Limited (REA2008) accepts no responsibility should the contents of this market report prove to be incomplete or incorrect.

Properties sold Papamoa & Papamoa Beach

November 2025














	Address	Sale price	CV*	Land size	Bedrooms
	33 Dickson Road	\$1,270,000	\$1,200,000	822	3
	53 Dickson Road	\$1,587,500	\$1,500,000	831	5
	90 Dunkeld Drive	\$1,022,600	\$945,000	455	4
	11 Ella Place	\$1,296,000	\$1,115,000	462	3
	82 Golden Sands Drive	\$1,150,000	\$1,085,000	540	4
	216B Gravatt Road	\$630,000	\$695,000	Crosslease	3
	6 Haka Way	\$770,000	\$670,000	197	3
	1 Harakeke Way	\$816,500	\$790,000	432	3
	14 Harding Drive	\$980,000	\$925,000	410	4
	4 Hartford Avenue	\$1,500,000	\$1,340,000	634	5
	23A Hartford Avenue	\$811,000	\$665,000	Crosslease	3
	3/45 Hartford Avenue	\$737,500	\$645,000	Crosslease	3
	51 Hills View Drive	\$832,000	\$815,000	298	3

*LATEST CV AVAILABLE

This publication shows data regarding a wide selection of published residential property sales that have recently occurred. It includes information from multiple sources and published reports of sales made by most Real Estate agencies and may include private sales. Where data is not publicly available, an individual sale may have been excluded from the average results and tallies shown in this report. Every reasonable effort has been made to ensure the accuracy of the information. Barfoot and Thompson Limited (REA2008) accepts no responsibility should the contents of this market report prove to be incomplete or incorrect.

Properties sold Papamoa & Papamoa Beach

November 2025














	Address	Sale price	CV*	Land size	Bedrooms
	30 Hiria Crescent	\$1,726,000	\$1,240,000	459	4
	2 James Henry Avenue	\$1,025,000	\$925,000	770	3
	113/11 Kamahi Crescent	\$470,000	\$490,000	250	2
	502/11 Kamahi Crescent	\$425,000	\$450,000	170	2
	61 Kane Road	\$915,000	\$770,000	513	3
	8 Komata Crescent	\$862,500	\$790,000	339	3
	30 Kuru Place	\$967,500	\$850,000	391	4
	129 Longview Drive	\$975,000	\$925,000	505	3
	47B Lyn Grove	\$760,000	\$610,000	Crosslease	3
	15 Maria Tini Drive	\$1,675,000	\$1,640,000	529	3
	35 Mauritius Key	\$800,000	\$1,120,000	700	4
	39 Montia Close	\$1,390,000	\$1,300,000	700	4
	45 Nursery Lane	\$780,000	\$775,000	258	3

*LATEST CV AVAILABLE

This publication shows data regarding a wide selection of published residential property sales that have recently occurred. It includes information from multiple sources and published reports of sales made by most Real Estate agencies and may include private sales. Where data is not publicly available, an individual sale may have been excluded from the average results and tallies shown in this report. Every reasonable effort has been made to ensure the accuracy of the information. Barfoot and Thompson Limited (REA2008) accepts no responsibility should the contents of this market report prove to be incomplete or incorrect.

Properties sold Papamoa & Papamoa Beach

November 2025













	Address	Sale price	CV*	Land size	Bedrooms
	20 Ohope Place	\$1,125,000	\$1,010,000	587	3
	19A Opal Drive	\$755,000	\$670,000	355	3
	17 Oreti Crescent	\$1,131,175	\$990,000	553	4
	56 Oriental Parade	\$920,000	\$980,000	463	3
	109 Oriental Parade	\$1,650,000	\$1,480,000	861	4
	6A Pacific View Road	\$1,400,000	\$2,130,000	445	4
	3 Pakati Lane	\$700,000	\$595,000	197	2
	666B Papamoa Beach Road	\$920,000	\$835,000	432	2
	758A & B Papamoa Beach Road	\$1,950,000	\$1,500,000	1001	3
	1216B Papamoa Beach Road	\$730,000	\$680,000	Crosslease	3
	1330B Papamoa Beach Road	\$1,405,000	\$1,330,000	451	5
	28 Piata Street	\$1,065,000	\$1,070,000	485	4
	19 Popata Close	\$1,750,000	\$1,525,000	691	4

*LATEST CV AVAILABLE

This publication shows data regarding a wide selection of published residential property sales that have recently occurred. It includes information from multiple sources and published reports of sales made by most Real Estate agencies and may include private sales. Where data is not publicly available, an individual sale may have been excluded from the average results and tallies shown in this report. Every reasonable effort has been made to ensure the accuracy of the information. Barfoot and Thompson Limited (REA2008) accepts no responsibility should the contents of this market report prove to be incomplete or incorrect.

Properties sold Papamoa & Papamoa Beach

November 2025

	Address	Sale price	CV*	Land size	Bedrooms
	240A Range Road	\$890,000	\$895,000	406	3
	62 Riley Crescent	\$550,000	\$655,000	198	2
	8 Romana Crescent	\$880,000	\$785,000	509	3
	7 Saint Clair Place	\$960,000	\$1,120,000	623	4
	31 Santa Barbara Drive	\$950,500	\$890,000	406	3
	16/111 Santa Monica Drive	\$652,000	\$620,000	Unit Title	2
	26 Simpson Road	\$955,000	\$1,070,000	809	4
	10 Sophora Place	\$1,422,500	\$1,330,000	620	3
	37 Sorrento Key	\$1,245,000	\$1,070,000	640	4
	30 Tatahi Cove	\$1,335,000	\$1,135,000	612	3
	39 Twin Oak Avenue	\$1,075,000	\$985,000	471	4
	66 Union Drive	\$810,000	\$750,000	244	4

*LATEST CV AVAILABLE

This publication shows data regarding a wide selection of published residential property sales that have recently occurred. It includes information from multiple sources and published reports of sales made by most Real Estate agencies and may include private sales. Where data is not publicly available, an individual sale may have been excluded from the average results and tallies shown in this report. Every reasonable effort has been made to ensure the accuracy of the information. Barfoot and Thompson Limited (REA2008) accepts no responsibility should the contents of this market report prove to be incomplete or incorrect.