














## Properties sold Papamoa & Papamoa Beach

March 2025














	Address	Sale price	CV*	Land size	Bedrooms
	9 Amery Place	\$925,000	\$1,005,000	934	3
	20/22 Ashley Place	\$530,000	\$555,000	66	2
	3 Aspen Place	\$1,110,000	\$865,000	514	3
	12 Atlantic Close	\$980,000	\$870,000	431	4
	7 Bahamas Key	\$1,190,000	\$1,000,000	744	4
	20 Balboa Key	\$1,150,000	\$1,180,000	585	3
	12 Belray Place	\$695,000	\$675,000	500	2
	46 Carrington Drive	\$1,080,000	\$955,000	605	3
	32 Cassinia Close	\$1,500,000	\$1,280,000	668	4
	11 Chestnut Lane	\$2,535,000	\$2,580,000	2961	4
	11 Crest Way	\$445,000	\$505,000	171	2
	12 Empire Crescent	\$840,000	\$780,000	305	3
	12 Franks Way	\$894,000	\$875,000	289	3

\*LATEST CV AVAILABLE

This publication shows data regarding a wide selection of published residential property sales that have recently occurred. It includes information from multiple sources and published reports of sales made by most Real Estate agencies and may include private sales. Where data is not publicly available, an individual sale may have been excluded from the average results and tallies shown in this report. Every reasonable effort has been made to ensure the accuracy of the information. Barfoot and Thompson Limited (REA2008) accepts no responsibility should the contents of this market report prove to be incomplete or incorrect.

## Properties sold Papamoa & Papamoa Beach

March 2025

	Address	Sale price	CV*	Land size	Bedrooms
	4B Garnet Drive	\$725,000	\$700,000	517	3
	45 Gibson Place	\$1,048,000	\$980,000	560	4
	104/61 Golden Sands Drive	\$522,500	n/a	n/a	1
	220/61 Golden Sands Drive	\$749,000	n/a	n/a	2
	42/21 Gravatt Road	\$610,000	\$615,000	Unit Title	2
	311 Gravatt Road	\$1,077,500	\$1,040,000	579	4
	563 Grenada Street	\$2,550,000	\$2,260,000	611	5
	69 Hills View Drive	\$780,000	\$880,000	436	3
	6 Hinemarama Close	\$835,000	\$920,000	440	3
	30 Hiria Crescent	\$1,580,000	\$1,240,000	459	4
	8 Houpara Place	\$760,000	\$730,000	184	3
	20A Kane Road	\$795,000	\$715,000	448	3
	98A Karewa Parade	\$1,300,000	\$1,470,000	615	4














\*LATEST CV AVAILABLE

This publication shows data regarding a wide selection of published residential property sales that have recently occurred. It includes information from multiple sources and published reports of sales made by most Real Estate agencies and may include private sales. Where data is not publicly available, an individual sale may have been excluded from the average results and tallies shown in this report. Every reasonable effort has been made to ensure the accuracy of the information. Barfoot and Thompson Limited (REA2008) accepts no responsibility should the contents of this market report prove to be incomplete or incorrect.



## Properties sold Papamoa & Papamoa Beach

March 2025














	Address	Sale price	CV*	Land size	Bedrooms
	3 Knightia Drive	\$988,000	\$950,000	337	3
	2 Koro Mews	\$1,280,000	\$1,230,000	711	3
	17 Kotiate Street	\$850,000	\$865,000	378	3
	20 Kotiate Street	\$910,000	\$925,000	431	3
	43 Kotiate Street	\$925,000	\$880,000	405	3
	5 Kuru Place	\$885,000	\$870,000	399	4
	26 Lamia Grove	\$670,000	\$955,000	705	5
	11 Maara Close	\$891,500	\$860,000	325	3
	7 Mackie Place	\$935,000	\$850,000	645	3
	9 Manaia Place	\$690,000	\$725,000	200	2
	6 Mollisia Lane	\$1,480,000	\$1,370,000	460	3
	22 Montego Drive	\$1,415,000	\$1,405,000	568	3
	18 Montia Close	\$1,700,000	\$1,580,000	640	4

\*LATEST CV AVAILABLE

This publication shows data regarding a wide selection of published residential property sales that have recently occurred. It includes information from multiple sources and published reports of sales made by most Real Estate agencies and may include private sales. Where data is not publicly available, an individual sale may have been excluded from the average results and tallies shown in this report. Every reasonable effort has been made to ensure the accuracy of the information. Barfoot and Thompson Limited (REA2008) accepts no responsibility should the contents of this market report prove to be incomplete or incorrect.

## Properties sold Papamoa & Papamoa Beach

March 2025

	Address	Sale price	CV*	Land size	Bedrooms
	8 Navy Lane	\$827,000	\$745,000	324	3
	51 Nga Potiki Lane	\$740,000	\$705,000	277	2
	2 Novelle Grove	\$936,000	\$815,000	790	3
	22 Oceania Sands Way	\$1,770,000	\$1,770,000	638	4
	24 Ohope Place	\$1,152,500	\$1,100,000	586	4
	88 Pacific View Road	\$750,000	\$820,000	362	3
	156 Pacific View Road	\$990,000	\$1,090,000	715	4
	5/199 Papamoa Beach Road	\$2,150,000	\$2,050,000	Unit Title	4
	7/200 Papamoa Beach Road	\$695,000	\$580,000	Unit Title	2
	20/200 Papamoa Beach Road	\$780,000	\$610,000	Unit Title	3
	240A Papamoa Beach Road	\$715,000	\$785,000	Crosslease	1
	240B Papamoa Beach Road	\$730,000	\$730,000	Crosslease	2
	288A Papamoa Beach Road	\$826,000	\$910,000	458	2














\*LATEST CV AVAILABLE

This publication shows data regarding a wide selection of published residential property sales that have recently occurred. It includes information from multiple sources and published reports of sales made by most Real Estate agencies and may include private sales. Where data is not publicly available, an individual sale may have been excluded from the average results and tallies shown in this report. Every reasonable effort has been made to ensure the accuracy of the information. Barfoot and Thompson Limited (REA2008) accepts no responsibility should the contents of this market report prove to be incomplete or incorrect.



## Properties sold Papamoa & Papamoa Beach

March 2025


	Address	Sale price	CV*	Land size	Bedrooms
	2/1086 Papamoa Beach Road	\$650,000	\$575,000	Unit Title	2
	1291 Papamoa Beach Road	\$879,000	\$820,000	340	4
	1337C Papamoa Beach Road	\$945,000	\$880,000	341	3
	75 Percy Road	\$960,000	\$815,000	366	4
	5 Pompano Key	\$1,375,000	\$1,255,000	667	4
	32 Popata Close	\$920,000	\$1,060,000	423	4
	1 Redditch Place	\$735,000	n/a	n/a	3
	18 Saint Kilda Place	\$2,800,000	\$3,420,000	4374	4
	9 Senecio Way	\$1,280,000	\$1,270,000	630	3
	42 Sovereign Drive	\$1,400,000	\$1,440,000	808	5
	7 Spinifex Street	\$1,235,000	\$1,120,000	448	5
	4 Stenella Way	\$1,200,000	\$1,280,000	380	4
	10 Stevenson Drive	\$980,000	\$920,000	480	3

\*LATEST CV AVAILABLE

This publication shows data regarding a wide selection of published residential property sales that have recently occurred. It includes information from multiple sources and published reports of sales made by most Real Estate agencies and may include private sales. Where data is not publicly available, an individual sale may have been excluded from the average results and tallies shown in this report. Every reasonable effort has been made to ensure the accuracy of the information. Barfoot and Thompson Limited (REAA2008) accepts no responsibility should the contents of this market report prove to be incomplete or incorrect.

## Properties sold Papamoa & Papamoa Beach

March 2025

	Address	Sale price	CV*	Land size	Bedrooms
	25 Stevenson Drive	\$998,000	\$980,000	468	4
	17 Stoneleigh Court	\$970,000	\$955,000	630	3
	267 Te Okuroa Drive	\$990,000	\$880,000	177	3
	90 The Gardens Drive	\$905,000	\$890,000	539	3
	22 Tiria Drive	\$830,000	\$830,000	300	3
	16 Tomika Crescent	\$1,320,000	\$1,260,000	718	4
	54B Topaz Drive	\$900,000	\$880,000	337	3
	90 Twin Oak Avenue	\$1,042,000	\$1,055,000	659	4

\*LATEST CV AVAILABLE

This publication shows data regarding a wide selection of published residential property sales that have recently occurred. It includes information from multiple sources and published reports of sales made by most Real Estate agencies and may include private sales. Where data is not publicly available, an individual sale may have been excluded from the average results and tallies shown in this report. Every reasonable effort has been made to ensure the accuracy of the information. Barfoot and Thompson Limited (REA2008) accepts no responsibility should the contents of this market report prove to be incomplete or incorrect.