














Properties sold Papamoa & Papamoa Beach

April 2025














	Address	Sale price	CV*	Land size	Bedrooms
	9 Alice Lane	\$875,000	\$820,000	261	3
	4 Astelia Lane	\$1,150,000	\$1,010,000	360	3
	103 Blake Boulevard	\$850,000	\$830,000	496	3
	10 Butterworth Crescent	\$965,000	\$910,000	484	3
	33 Coast Boulevard	\$1,447,000	\$1,380,000	429	3
	31 Crown Street	\$770,000	\$675,000	248	2
	72 Dalton Drive	\$876,000	\$850,000	793	3
	162 Doncaster Drive	\$939,000	\$845,000	552	3
	11A Emery Place	\$430,000	\$450,000	404	n/a
	19 Excelsa Place	\$1,140,000	\$1,130,000	550	3
	6 Florida Key	\$889,000	\$900,000	408	3
	37 Forstera Way	\$2,150,000	\$1,570,000	600	5
	86 Franks Way	\$854,000	\$745,000	311	3

*LATEST CV AVAILABLE

This publication shows data regarding a wide selection of published residential property sales that have recently occurred. It includes information from multiple sources and published reports of sales made by most Real Estate agencies and may include private sales. Where data is not publicly available, an individual sale may have been excluded from the average results and tallies shown in this report. Every reasonable effort has been made to ensure the accuracy of the information. Barfoot and Thompson Limited (REA2008) accepts no responsibility should the contents of this market report prove to be incomplete or incorrect.

Properties sold Papamoa & Papamoa Beach

April 2025














	Address	Sale price	CV*	Land size	Bedrooms
	37 Golden Sands Drive	\$1,075,000	\$1,040,000	610	5
	67 Gravatt Road	n/a	\$875,000	600	3
	69 Gravatt Road	\$880,000	\$885,000	600	3
	229 Gravatt Road	\$712,000	\$610,000	479	3
	14 Greenwich Street	\$860,000	\$835,000	320	3
	32 Harding Drive	\$1,006,000	\$1,040,000	465	4
	6A Jasper Way	\$650,000	\$620,000	Crosslease	2
	7 Kane Road	\$790,000	\$760,000	520	3
	12 Kokihi Close	\$1,025,000	\$900,000	450	3
	6 Kuru Place	\$930,000	\$870,000	420	4
	8 Kuru Place	\$930,000	\$895,000	420	4
	11B Lyn Grove	\$660,000	\$610,000	Crosslease	3
	10 Marion Crescent	\$820,000	\$865,000	300	3

*LATEST CV AVAILABLE

This publication shows data regarding a wide selection of published residential property sales that have recently occurred. It includes information from multiple sources and published reports of sales made by most Real Estate agencies and may include private sales. Where data is not publicly available, an individual sale may have been excluded from the average results and tallies shown in this report. Every reasonable effort has been made to ensure the accuracy of the information. Barfoot and Thompson Limited (REA2008) accepts no responsibility should the contents of this market report prove to be incomplete or incorrect.

Properties sold Papamoa & Papamoa Beach

April 2025














	Address	Sale price	CV*	Land size	Bedrooms
	1 Monaro Place	\$945,000	\$925,000	465	4
	10 Monterey Key	\$1,015,000	\$935,000	461	3
	9 Oriental Parade	\$1,110,000	\$1,130,000	543	3
	70 Pacific View Road	\$1,126,000	\$1,005,000	431	3
	1152B Papamoa Beach Road	\$730,000	\$910,000	418	4
	14/199 Papamoa Beach Road	\$3,420,000	\$2,700,000	Unit Title	4
	35/200 Papamoa Beach Road	\$695,000	\$610,000	Unit Title	2
	39/200 Papamoa Beach Road	\$695,000	\$675,000	Unit Title	2
	650B Papamoa Beach Road	\$1,370,000	\$1,405,000	500	4
	914A/914B Papamoa Beach Road	\$1,400,000	\$1,390,000	809	4
	940B Papamoa Beach Road	\$1,140,000	\$1,180,000	469	3
	12A Percy Road	\$1,060,000	\$1,080,000	205	3
	84A Percy Road	\$469,000	\$470,000	434	n/a

*LATEST CV AVAILABLE

This publication shows data regarding a wide selection of published residential property sales that have recently occurred. It includes information from multiple sources and published reports of sales made by most Real Estate agencies and may include private sales. Where data is not publicly available, an individual sale may have been excluded from the average results and tallies shown in this report. Every reasonable effort has been made to ensure the accuracy of the information. Barfoot and Thompson Limited (REA2008) accepts no responsibility should the contents of this market report prove to be incomplete or incorrect.

Properties sold Papamoa & Papamoa Beach

April 2025














	Address	Sale price	CV*	Land size	Bedrooms
	3 Ponga Place	\$770,000	\$705,000	290	2
	16 Popata Close	\$1,020,000	\$990,000	418	3
	233B Range Road	\$1,310,000	\$1,150,000	480	3
	255 Range Road	\$717,000	\$875,000	326	2
	273A Range Road	\$1,120,000	\$1,030,000	404	4
	21 Santa Cruz Drive	\$1,370,000	\$1,230,000	595	4
	48 Santa Cruz Drive	\$1,615,000	\$1,510,000	854	4
	74A Simpson Road	\$861,000	\$1,000,000	394	4
	87B Simpson Road	\$795,000	\$700,000	417	3
	94B Simpson Road	\$499,000	\$465,000	428	n/a
	7 Stenella Way	\$1,317,500	\$1,330,000	415	4
	83 Summerland Crescent	\$855,000	\$825,000	526	3
	5 Tamapahore Boulevard	\$830,000	\$790,000	300	3

*LATEST CV AVAILABLE

This publication shows data regarding a wide selection of published residential property sales that have recently occurred. It includes information from multiple sources and published reports of sales made by most Real Estate agencies and may include private sales. Where data is not publicly available, an individual sale may have been excluded from the average results and tallies shown in this report. Every reasonable effort has been made to ensure the accuracy of the information. Barfoot and Thompson Limited (REAA2008) accepts no responsibility should the contents of this market report prove to be incomplete or incorrect.

Properties sold Papamoa & Papamoa Beach

April 2025

	Address	Sale price	CV*	Land size	Bedrooms
	4 Te Ara Place	\$3,370,000	\$3,390,000	827	4
	259 Te Okuroa Drive	\$476,500	\$440,000	384	n/a
	3 Te Rito Way	\$775,000	\$775,000	344	4
	31 Te Wharo Drive	\$800,000	\$790,000	383	3
	84B The Boulevard	\$995,000	\$1,010,000	400	4
	146 The Boulevard	\$1,020,000	\$1,100,000	509	4
	85 The Gardens Drive	\$927,000	\$920,000	532	3
	74 Wairakei Avenue	\$850,000	\$830,000	677	4
	171 Wairakei Avenue	\$985,000	\$920,000	530	4
	6 Warlock Way	\$940,000	\$895,000	447	3
	25 Waterford Park Drive	\$900,000	\$850,000	550	3
	14 Wawai Drive	\$870,000	\$865,000	400	3
	36 Whitsunday Key	\$1,300,000	\$1,175,000	622	3

*LATEST CV AVAILABLE

This publication shows data regarding a wide selection of published residential property sales that have recently occurred. It includes information from multiple sources and published reports of sales made by most Real Estate agencies and may include private sales. Where data is not publicly available, an individual sale may have been excluded from the average results and tallies shown in this report. Every reasonable effort has been made to ensure the accuracy of the information. Barfoot and Thompson Limited (REA2008) accepts no responsibility should the contents of this market report prove to be incomplete or incorrect.