



































## Properties sold Albany March 2025

	Address	Sale price	CV*	Land size	Bedrooms	Sold by
	2F Allegro Way	\$1,470,000	\$1,300,000	214	5	BARFOOT & THOMPSON
	80/92 Bush Road	\$490,000	\$530,000	Unit Title	1	BARFOOT & THOMPSON
	16 Catlins Place	\$1,530,000	\$1,675,000	565	6	BARFOOT & THOMPSON
	4/9 Fields Parade	\$764,000	\$710,000	Crosslease	2	BARFOOT & THOMPSON
	11 Fishwicke Lane	\$1,350,000	\$1,525,000	284	5	BARFOOT & THOMPSON
	69 Golden Morning Drive	\$1,855,000	\$1,700,000	500	6	BARFOOT & THOMPSON
	8 Highway View Lane	\$2,152,000	\$2,100,000	640	6	BARFOOT & THOMPSON
	17/10 John Jennings Drive	\$688,000	\$720,000	Unit Title	3	BARFOOT & THOMPSON
	314/3 Kaipihio Lane	\$780,000	\$870,000	Unit Title	2	Harcourts
	2/4B Kell Drive	\$580,000	\$640,000	Unit Title	2	Bayleys
	118 Kewa Road	\$2,860,000	\$2,525,000	2610	7	Ray White
	46 Kinleith Way	\$1,700,000	\$1,800,000	971	5	BARFOOT & THOMPSON
	47 Kittiwake Drive	\$1,740,000	\$1,775,000	706	5	BARFOOT & THOMPSON

\*LATEST CV AVAILABLE

This publication shows data regarding a wide selection of published residential property sales that have recently occurred. It includes information from multiple sources and published reports of sales made by most Real Estate agencies and may include private sales. Where data is not publicly available, an individual sale may have been excluded from the average results and tallies shown in this report. Every reasonable effort has been made to ensure the accuracy of the information. Barfoot and Thompson Limited (REAA2008) accepts no responsibility should the contents of this market report prove to be incomplete or incorrect.

## Properties sold Albany March 2025

	Address	Sale price	CV*	Land size	Bedrooms	Sold by
	501/22 Library Lane	\$608,000	\$710,000	Unit Title	2	Harcourts
	7 Masons Road	\$2,250,000	\$2,075,000	500	5	
	20 McMenamin Place	\$2,120,000	\$2,300,000	652	6	
	11/33 McMenamin Place	\$931,800	n/a	685	n/a	Ray White
	81 Naples Way	\$1,075,000	\$1,100,000	n/a	3	Harcourts
	7 Northern Rata Place	\$1,152,000	\$1,125,000	611	4	
	14 Peony Mews	\$1,030,000	\$1,050,000	99	4	
	3/5 Perekia Street	\$850,000	\$1,100,000	Unit Title	3	
	38 Pukatea Avenue	\$1,247,000	\$1,500,000	659	4	
	3/11 Rengarenga Rise	\$1,180,000	\$1,300,000	206	4	Harcourts
	3/18 Roanoke Way	\$990,000	\$1,100,000	Crosslease	4	Ray White
	6/19 Roanoke Way	\$920,000	\$875,000	Crosslease	3	
	4 Rutgers Place	\$1,760,000	\$1,675,000	678	4	

\*LATEST CV AVAILABLE

This publication shows data regarding a wide selection of published residential property sales that have recently occurred. It includes information from multiple sources and published reports of sales made by most Real Estate agencies and may include private sales. Where data is not publicly available, an individual sale may have been excluded from the average results and tallies shown in this report. Every reasonable effort has been made to ensure the accuracy of the information. Barfoot and Thompson Limited (REAA2008) accepts no responsibility should the contents of this market report prove to be incomplete or incorrect.

## Properties sold Albany March 2025

	Address	Sale price	CV*	Land size	Bedrooms	Sold by
	192 Schnapper Rock Road	\$1,499,000	\$1,575,000	489	4	Harcourts
	256 Schnapper Rock Road	\$1,475,000	\$1,400,000	520	5	Ray White
	12 Sohlue Place	\$1,476,000	\$1,525,000	260	5	BARFOOT & THOMPSON
	21/11 The Avenue	\$800,000	\$810,000	Unit Title	3	Harcourts
	38 Villanova Place	\$1,140,000	\$1,125,000	350	3	BARFOOT & THOMPSON
	42 Villanova Place	\$1,025,000	\$980,000	368	3	BARFOOT & THOMPSON

### \*LATEST CV AVAILABLE

This publication shows data regarding a wide selection of published residential property sales that have recently occurred. It includes information from multiple sources and published reports of sales made by most Real Estate agencies and may include private sales. Where data is not publicly available, an individual sale may have been excluded from the average results and tallies shown in this report. Every reasonable effort has been made to ensure the accuracy of the information. Barfoot and Thompson Limited (REA2008) accepts no responsibility should the contents of this market report prove to be incomplete or incorrect.