














Properties sold Massey & Royal Heights

February 2025














	Address	Sale price	CV*	Land size	Bedrooms	Sold by
	21A Alidade Place	\$710,000	\$810,000	Crosslease	3	BARFOOT & THOMPSON
	6 Bangla Place	\$1,161,000	\$1,100,000	456	4	BARFOOT & THOMPSON
	5 Baumea Rise	\$448,000	\$670,000	339	n/a	Harcourts
	16 Carillon Place	\$927,000	\$950,000	459	3	Ray White
	10/12-30 Chamberlain Road	\$12,840,000	n/a	n/a	n/a	BARFOOT & THOMPSON
	114 Don Buck Road	\$1,450,000	\$1,400,000	948	3	BARFOOT & THOMPSON
	253 Don Buck Road	\$1,050,000	\$1,375,000	921	3	Harcourts
	11 Doone Place	\$841,000	\$1,000,000	623	3	Harcourts
	10 Frosses Place	\$710,000	\$870,000	376	3	BARFOOT & THOMPSON
	17 Gallony Avenue	\$905,000	\$1,030,000	655	3	Harcourts
	4 Gamble Way	\$870,000	\$890,000	353	3	BARFOOT & THOMPSON
	37 Garton Drive	\$905,000	\$1,000,000	200	4	BARFOOT & THOMPSON
	3/21 Granville Drive	\$828,888	\$1,225,000	610	3	Harcourts

*LATEST CV AVAILABLE

This publication shows data regarding a wide selection of published residential property sales that have recently occurred. It includes information from multiple sources and published reports of sales made by most Real Estate agencies and may include private sales. Where data is not publicly available, an individual sale may have been excluded from the average results and tallies shown in this report. Every reasonable effort has been made to ensure the accuracy of the information. Barfoot and Thompson Limited (REAA2008) accepts no responsibility should the contents of this market report prove to be incomplete or incorrect.

Properties sold Massey & Royal Heights

February 2025














	Address	Sale price	CV*	Land size	Bedrooms	Sold by
	21D Granville Drive	\$905,000	\$920,000	157	4	Harcourts
	21 Hewlett Road	\$740,000	\$1,040,000	637	3	Ray White
	6 Holmes Drive South	\$845,000	\$1,125,000	609	3	Harcourts
	11 Katrina Place	\$900,000	\$1,200,000	625	3	Harcourts
	22 Landsdale Place	\$920,000	\$1,500,000	890	3	Harcourts
	45 Lilburn Crescent	\$745,000	\$770,000	Crosslease	3	BARFOOT THOMPSON &
	21 Lowtherhurst Road	\$900,000	\$840,000	Crosslease	3	Harcourts
	26 Malmo Place	\$920,000	\$910,000	411	5	BARFOOT THOMPSON &
	5A Nielsen Street	\$865,000	\$980,000	350	4	Ray White
	16 Paretao Street	\$840,000	\$880,000	183	3	BARFOOT THOMPSON &
	20 Paretao Street	\$875,000	\$910,000	141	3	BARFOOT THOMPSON &
	28 Paretao Street	\$840,000	\$880,000	185	3	BARFOOT THOMPSON &
	24 Petrel Place	\$1,081,000	\$1,200,000	606	3	BARFOOT THOMPSON &

*LATEST CV AVAILABLE

This publication shows data regarding a wide selection of published residential property sales that have recently occurred. It includes information from multiple sources and published reports of sales made by most Real Estate agencies and may include private sales. Where data is not publicly available, an individual sale may have been excluded from the average results and tallies shown in this report. Every reasonable effort has been made to ensure the accuracy of the information. Barfoot and Thompson Limited (REA2008) accepts no responsibility should the contents of this market report prove to be incomplete or incorrect.

Properties sold Massey & Royal Heights

February 2025

	Address	Sale price	CV*	Land size	Bedrooms	Sold by
	25 Petrel Place	\$1,480,000	\$1,550,000	629	5	BARFOOT & THOMPSON
	7 Puhikawa Street	\$739,000	\$790,000	160	2	BARFOOT & THOMPSON
	11 Puhikawa Street	\$745,000	\$800,000	159	2	Ray White
	6 Reybert Place	\$1,076,000	\$1,350,000	617	4	Harcourts
	28 Reybert Place	\$970,000	\$1,275,000	612	3	Harcourts
	43 Royal Road	\$868,000	\$1,125,000	1270	3	BARFOOT & THOMPSON
	1/351 Royal Road	\$647,000	\$690,000	Crosslease	2	BARFOOT & THOMPSON
	20 Sari Place	\$747,000	\$980,000	367	3	BARFOOT & THOMPSON
	9 Spargo Road	\$960,000	\$1,250,000	814	3	BARFOOT & THOMPSON
	14 Waimumu Road	\$898,000	\$1,625,000	941	4	Harcourts
	179 Waimumu Road	\$710,000	\$810,000	Crosslease	2	Harcourts
	5A Woodside Road	\$1,105,000	\$1,200,000	442	4	Harcourts
	1/47 Zita Maria Drive	\$554,000	\$690,000	Crosslease	2	Harcourts

*LATEST CV AVAILABLE

This publication shows data regarding a wide selection of published residential property sales that have recently occurred. It includes information from multiple sources and published reports of sales made by most Real Estate agencies and may include private sales. Where data is not publicly available, an individual sale may have been excluded from the average results and tallies shown in this report. Every reasonable effort has been made to ensure the accuracy of the information. Barfoot and Thompson Limited (REAA2008) accepts no responsibility should the contents of this market report prove to be incomplete or incorrect.