














Properties sold Massey & Royal Heights

December 2024 / January 2025














Address	Sale price	CV*	Land size	Bedrooms	Sold by
 1 Baumea Rise	\$1,368,000	\$1,575,000	400	4	BARFOOT & THOMPSON
 36A Cedar Heights Avenue	\$570,000	\$720,000	Crosslease	3	BARFOOT & THOMPSON
 9 Cityview Place	\$1,054,000	\$1,175,000	454	4	Harcourts
 20 Cushla Place	\$835,000	\$1,050,000	674	3	BARFOOT & THOMPSON
 Lot 2/40 Cyclarama Crescent	\$950,000	n/a	n/a	4	BARFOOT & THOMPSON
 44C Cyclarama Crescent	\$615,000	\$720,000	91	2	Harcourts
 65 Don Buck Road	\$840,000	\$920,000	1348	4	Ray White
 5 Ebony Place	\$1,015,000	\$1,150,000	629	3	BARFOOT & THOMPSON
 9 Forsythe Place	\$1,239,000	\$1,200,000	946	4	BARFOOT & THOMPSON
 35 Glenbervie Crescent	\$3,600,000	n/a	811	16	Harcourts
 2/21 Granville Drive	\$830,000	n/a	n/a	4	BARFOOT & THOMPSON
 3/21 Granville Drive	\$828,888	n/a	n/a	4	BARFOOT & THOMPSON
 21A Granville Drive	\$940,000	n/a	143	4	Harcourts

*LATEST CV AVAILABLE

This publication shows data regarding a wide selection of published residential property sales that have recently occurred. It includes information from multiple sources and published reports of sales made by most Real Estate agencies and may include private sales. Where data is not publicly available, an individual sale may have been excluded from the average results and tallies shown in this report. Every reasonable effort has been made to ensure the accuracy of the information. Barfoot and Thompson Limited (REA2008) accepts no responsibility should the contents of this market report prove to be incomplete or incorrect.

Properties sold Massey & Royal Heights

December 2024 / January 2025














Address	Sale price	CV*	Land size	Bedrooms	Sold by
 8 Jammen Drive	\$1,025,000	\$1,275,000	509	4	BARFOOT & THOMPSON
 2/26 Kemp Road	\$622,000	\$690,000	Crosslease	2	BARFOOT & THOMPSON
 2/58 Kemp Road	\$675,000	\$700,000	75	2	BARFOOT & THOMPSON
 3 Kotiu Place	\$965,000	\$1,075,000	223	4	BARFOOT & THOMPSON
 18 Kotiu Place	\$875,000	\$865,000	198	3	BARFOOT & THOMPSON
 18 Lanham Lane	\$1,026,000	\$1,125,000	521	4	Ray White
 5/34 Lincoln Park Avenue	\$752,000	\$850,000	78	3	BARFOOT & THOMPSON
 6/34 Lincoln Park Avenue	\$752,000	\$850,000	78	3	BARFOOT & THOMPSON
 4A Lowell Place	\$315,000	\$510,000	264	n/a	Ray White
 13 Mahinga Lane	\$1,038,800	\$1,175,000	526	3	BARFOOT & THOMPSON
 17 Malmo Place	\$945,000	\$1,000,000	651	4	Ray White
 5 Paretao Street	\$835,000	\$905,000	153	3	BARFOOT & THOMPSON
 26 Paretao Street	\$839,000	\$850,000	185	3	BARFOOT & THOMPSON

*LATEST CV AVAILABLE

This publication shows data regarding a wide selection of published residential property sales that have recently occurred. It includes information from multiple sources and published reports of sales made by most Real Estate agencies and may include private sales. Where data is not publicly available, an individual sale may have been excluded from the average results and tallies shown in this report. Every reasonable effort has been made to ensure the accuracy of the information. Barfoot and Thompson Limited (REA2008) accepts no responsibility should the contents of this market report prove to be incomplete or incorrect.

Properties sold Massey & Royal Heights

December 2024 / January 2025




Address	Sale price	CV*	Land size	Bedrooms	Sold by
 49 Puhikawa Street	\$878,880	n/a	137	3	BARFOOT & THOMPSON
 20 Queen Natalie Place	\$932,000	\$1,025,000	786	3	BARFOOT & THOMPSON
 3/98 Royal Road	\$820,000	n/a	100	3	Opes RE
 360 Royal Road	\$1,000,000	\$990,000	559	3	Ray White
 110C Royal Road	\$1,000,000	\$1,050,000	400	3	BARFOOT & THOMPSON
 Lot 7/14 Sabot Place	\$677,000	n/a	n/a	2	Harcourts
 Lot 3/14 Sabot Place	\$650,000	n/a	n/a	2	BARFOOT & THOMPSON
 2/9 Sari Place	\$839,000	n/a	125	4	Opes RE
 61 Sunline Avenue	\$850,000	\$1,060,000	605	3	Homesell RE
 102 Tiriwa Drive	\$1,090,000	\$1,275,000	1316	4	BARFOOT & THOMPSON
 Lot 6/106 Triangle Road	\$650,000	n/a	n/a	2	Ray White
 Lot 7/64E Triangle Road	\$629,000	n/a	n/a	2	Harcourts
 16 Waimoana Close	\$995,000	\$1,125,000	225	4	Harcourts

*LATEST CV AVAILABLE

This publication shows data regarding a wide selection of published residential property sales that have recently occurred. It includes information from multiple sources and published reports of sales made by most Real Estate agencies and may include private sales. Where data is not publicly available, an individual sale may have been excluded from the average results and tallies shown in this report. Every reasonable effort has been made to ensure the accuracy of the information. Barfoot and Thompson Limited (REA2008) accepts no responsibility should the contents of this market report prove to be incomplete or incorrect.

Properties sold
Massey &
Royal Heights

December 2024 / January 2025

Address	Sale price	CV*	Land size	Bedrooms	Sold by
 L6/10-12 White Heron Drive	\$970,000	n/a	n/a	4	
 56 Woodside Road	\$880,000	\$1,525,000	939	2	Ray White

*LATEST CV AVAILABLE

This publication shows data regarding a wide selection of published residential property sales that have recently occurred. It includes information from multiple sources and published reports of sales made by most Real Estate agencies and may include private sales. Where data is not publicly available, an individual sale may have been excluded from the average results and tallies shown in this report. Every reasonable effort has been made to ensure the accuracy of the information. Barfoot and Thompson Limited (REA2008) accepts no responsibility should the contents of this market report prove to be incomplete or incorrect.