














Properties sold Whangaparaoa Peninsula

(inc. Arkles Bay, Army Bay, Gulf Harbour, Manly, Matakata, Red Beach, Stanmore Bay and Tindalls Beach)

December 2024 / January 2025

	Address	Sale price	CV*	Land size	Bedrooms
	14 Coralsea Way, Arkles Bay	\$1,250,000	\$1,175,000	580	4
	14B Kestrel Heights, Arkles Bay	\$560,000	\$880,000	Crosslease	3
	9 McKenzie Avenue, Arkles Bay	\$1,350,000	\$1,250,000	1414	5
	7 Mollyhawk Rise, Arkles Bay	\$865,000	\$1,025,000	Crosslease	4
	1305 Whangaparaoa Road, Army Bay	\$700,000	\$765,000	809	1
	1434 Whangaparaoa Road, Army Bay	\$2,000,000	\$1,600,000	809	4
	119 Alec Craig Way, Gulf Harbour	\$1,200,000	\$1,250,000	610	4
	43 Alverna Heights View, Gulf Harbour	\$650,000	\$620,000	Unit Title	3
	25 Alverna Heights View, Gulf Harbour	\$794,000	\$890,000	283	3
	71 Alverna Heights View, Gulf Harbour	\$850,000	\$870,000	275	3
	22 Bella Vista Drive, Gulf Harbour	\$1,350,000	\$1,375,000	520	4
	30 Cape Cod Drive, Gulf Harbour	\$885,000	\$880,000	333	2
	33 Clea View, Gulf Harbour	\$965,000	\$940,000	350	4














*LATEST CV AVAILABLE

This publication shows data regarding a wide selection of published residential property sales that have recently occurred. It includes information from multiple sources and published reports of sales made by most Real Estate agencies and may include private sales. Where data is not publicly available, an individual sale may have been excluded from the average results and tallies shown in this report. Every reasonable effort has been made to ensure the accuracy of the information. Barfoot and Thompson Limited (REA2008) accepts no responsibility should the contents of this market report prove to be incomplete or incorrect.

Properties sold Whangaparaoa Peninsula

(inc. Arkles Bay, Army Bay, Gulf Harbour, Manly, Matakata, Red Beach, Stanmore Bay and Tindalls Beach)

December 2024 / January 2025

	Address	Sale price	CV*	Land size	Bedrooms
	22 Greenway Rise, Gulf Harbour	\$770,000	\$780,000	Unit Title	3
	164AZ Harbour Village Drive, Gulf Harbour	\$340,000	\$390,000	Unit Title	1
	4 Kiwa Crescent, Gulf Harbour	\$1,100,000	\$1,200,000	446	3
	12 Mariner Drive, Gulf Harbour	\$880,000	\$990,000	954	4
	60 Nautilus Drive, Gulf Harbour	\$775,000	\$820,000	146	3
	14 Parkview Drive, Gulf Harbour	\$1,170,000	\$1,300,000	500	4
	1229 Whangaparaoa Road, Gulf Harbour	\$1,330,000	\$1,350,000	898	6
	12 Ardlui Avenue, Manly	\$1,960,000	\$2,400,000	870	3
	11 Beach Road, Manly	\$1,150,000	\$1,250,000	1287	3
	70 Laurence Street, Manly	\$1,490,000	\$1,525,000	448	2
	18 Manly Park Avenue, Manly	\$1,940,000	\$1,500,000	809	4
	32 Onepu Lane, Manly	\$1,320,000	\$1,250,000	643	4
	7A Rakino Avenue, Manly	\$1,105,000	\$1,025,000	600	4














*LATEST CV AVAILABLE

This publication shows data regarding a wide selection of published residential property sales that have recently occurred. It includes information from multiple sources and published reports of sales made by most Real Estate agencies and may include private sales. Where data is not publicly available, an individual sale may have been excluded from the average results and tallies shown in this report. Every reasonable effort has been made to ensure the accuracy of the information. Barfoot and Thompson Limited (REA2008) accepts no responsibility should the contents of this market report prove to be incomplete or incorrect.

Properties sold Whangaparaoa Peninsula

(inc. Arkles Bay, Army Bay, Gulf Harbour, Manly, Matakatia, Red Beach, Stanmore Bay and Tindalls Beach)

December 2024 / January 2025

	Address	Sale price	CV*	Land size	Bedrooms
	29A Rawhiti Road, Manly	\$977,000	\$950,000	Crosslease	3
	31A Sundown Avenue, Manly	\$595,000	\$720,000	Crosslease	2
	42 The Circle, Manly	\$1,390,000	\$1,400,000	890	3
	33A The Circle, Manly	\$817,000	\$900,000	Crosslease	2
	20 Tiri Road, Manly	\$820,000	\$900,000	672	3
	36 Tiri Road, Manly	\$910,000	\$960,000	499	3
	37 Tiri Road, Manly	\$1,300,000	\$2,525,000	1265	3
	868 Whangaparaoa Road, Manly	\$740,000	\$860,000	Crosslease	3
	992 Whangaparaoa Road, Manly	\$970,000	\$980,000	Crosslease	5
	45 Zealandia Road, Manly	\$1,295,000	\$1,250,000	814	4
	31 Roberts Road, Matakatia	\$1,060,000	\$1,125,000	809	2
	997 Whangaparaoa Road, Matakatia	\$1,680,000	\$1,600,000	809	3
	48A Amorino Drive, Red Beach	\$1,410,000	\$1,375,000	412	4

*LATEST CV AVAILABLE














This publication shows data regarding a wide selection of published residential property sales that have recently occurred. It includes information from multiple sources and published reports of sales made by most Real Estate agencies and may include private sales. Where data is not publicly available, an individual sale may have been excluded from the average results and tallies shown in this report. Every reasonable effort has been made to ensure the accuracy of the information. Barfoot and Thompson Limited (REA2008) accepts no responsibility should the contents of this market report prove to be incomplete or incorrect.

AKTSR107

Properties sold Whangaparaoa Peninsula

(inc. Arkles Bay, Army Bay, Gulf Harbour, Manly, Matakata, Red Beach, Stanmore Bay and Tindalls Beach)

December 2024 / January 2025

	Address	Sale price	CV*	Land size	Bedrooms
	23 Bay Street, Red Beach	\$850,000	\$880,000	Crosslease	3
	9 Couldrey Crescent, Red Beach	\$1,330,000	\$1,350,000	520	4
	28 Gilshennan Valley, Red Beach	\$1,225,000	\$1,150,000	694	4
	171B Hibiscus Coast Highway, Red Beach	\$550,000	\$810,000	Crosslease	3
	4 Kingtide Place, Red Beach	\$1,310,000	\$1,425,000	567	4
	59 Marellen Drive, Red Beach	\$1,350,000	\$1,875,000	835	6
	75 Marellen Drive, Red Beach	\$1,130,000	\$1,250,000	809	3
	17 Matija Place, Red Beach	\$1,170,000	\$1,300,000	630	4
	26 Moffat Road, Red Beach	\$1,165,000	\$1,125,000	809	4
	19 Odlin Lane, Red Beach	\$1,670,000	\$1,700,000	600	4
	35 Pohutukawa Avenue, Red Beach	\$870,000	\$910,000	Crosslease	3
	2 The Boulevard, Red Beach	\$780,000	\$880,000	Unit Title	2
	15 The Grove, Red Beach	\$825,000	\$800,000	Unit Title	2














*LATEST CV AVAILABLE

This publication shows data regarding a wide selection of published residential property sales that have recently occurred. It includes information from multiple sources and published reports of sales made by most Real Estate agencies and may include private sales. Where data is not publicly available, an individual sale may have been excluded from the average results and tallies shown in this report. Every reasonable effort has been made to ensure the accuracy of the information. Barfoot and Thompson Limited (REA2008) accepts no responsibility should the contents of this market report prove to be incomplete or incorrect.

Properties sold Whangaparaoa Peninsula

(inc. Arkles Bay, Army Bay, Gulf Harbour, Manly, Matakata, Red Beach, Stanmore Bay and Tindalls Beach)

December 2024 / January 2025

	Address	Sale price	CV*	Land size	Bedrooms
	19 The Grove, Red Beach	\$652,000	\$800,000	Unit Title	2
	23 Totara Views Drive, Red Beach	\$1,435,000	\$1,475,000	551	5
	26B Walton Street, Red Beach	\$830,000	\$880,000	Crosslease	2
	36 Whangaparaoa Road, Red Beach	\$1,170,000	\$1,175,000	675	4
	145 Whangaparaoa Road, Red Beach	\$2,540,000	\$2,425,000	4113	6
	103 Brian Crescent, Stanmore Bay	\$920,000	\$890,000	729	4
	145 Brian Crescent, Stanmore Bay	\$845,000	\$1,025,000	679	4
	151 Brian Crescent, Stanmore Bay	\$890,000	\$950,000	792	3
	70 Brightside Road, Stanmore Bay	\$990,000	\$1,025,000	679	4
	127 Brightside Road, Stanmore Bay	\$1,050,000	\$800,000	948	2
	3 Delshaw Avenue, Stanmore Bay	\$1,050,000	\$1,100,000	873	3
	59 Donald Street, Stanmore Bay	\$1,056,000	\$1,075,000	647	4
	72 Duncansby Road, Stanmore Bay	\$2,660,000	\$2,250,000	1104	4














*LATEST CV AVAILABLE

This publication shows data regarding a wide selection of published residential property sales that have recently occurred. It includes information from multiple sources and published reports of sales made by most Real Estate agencies and may include private sales. Where data is not publicly available, an individual sale may have been excluded from the average results and tallies shown in this report. Every reasonable effort has been made to ensure the accuracy of the information. Barfoot and Thompson Limited (REA2008) accepts no responsibility should the contents of this market report prove to be incomplete or incorrect.

Properties sold Whangaparaoa Peninsula

(inc. Arkles Bay, Army Bay, Gulf Harbour, Manly, Matakata, Red Beach, Stanmore Bay and Tindalls Beach)

December 2024 / January 2025

	Address	Sale price	CV*	Land size	Bedrooms
	38 Elan Place, Stanmore Bay	\$925,000	\$950,000	305	3
	68 Gledstane Road, Stanmore Bay	\$1,170,000	\$1,165,000	858	4
	2A Holiday Road, Stanmore Bay	\$625,000	\$900,000	Crosslease	4
	12/17 Link Crescent, Stanmore Bay	\$570,000	\$575,000	Unit Title	1
	317/17 Link Crescent, Stanmore Bay	\$605,000	\$550,000	Unit Title	2
	12 Matai Road, Stanmore Bay	\$1,100,000	\$875,000	809	3
	47 Red Hibiscus Road, Stanmore Bay	\$945,000	\$920,000	277	3
	13 Rimu Road, Stanmore Bay	\$930,000	\$950,000	865	4
	122 Stanmore Bay Road, Stanmore Bay	\$1,073,000	\$1,125,000	600	3
	4 Taitonga Lane, Stanmore Bay	\$905,000	\$950,000	242	3
	9 Te Ruru Way, Stanmore Bay	\$1,175,000	\$1,200,000	611	4
	1D Ti Tree Lane, Stanmore Bay	\$1,310,000	\$1,300,000	776	4
	12A Tower Hill, Stanmore Bay	\$775,000	\$890,000	Crosslease	2










*LATEST CV AVAILABLE

This publication shows data regarding a wide selection of published residential property sales that have recently occurred. It includes information from multiple sources and published reports of sales made by most Real Estate agencies and may include private sales. Where data is not publicly available, an individual sale may have been excluded from the average results and tallies shown in this report. Every reasonable effort has been made to ensure the accuracy of the information. Barfoot and Thompson Limited (REA2008) accepts no responsibility should the contents of this market report prove to be incomplete or incorrect.

Properties sold Whangaparaoa Peninsula

(inc. Arkles Bay, Army Bay, Gulf Harbour, Manly, Matakatia, Red Beach, Stanmore Bay and Tindalls Beach)

December 2024 / January 2025

	Address	Sale price	CV*	Land size	Bedrooms
	258 Vipond Road, Stanmore Bay	\$1,825,000	\$1,950,000	870	3
	90 Wade River Road, Stanmore Bay	\$1,040,000	\$1,145,000	845	4
	406 Whangaparaoa Road, Stanmore Bay	\$1,110,000	\$1,050,000	1267	4
	17/694 Whangaparaoa Road, Stanmore Bay	\$670,000	\$730,000	72	2
	33 Whenuateitei Crescent, Stanmore Bay	\$400,000	\$420,000	358	n/a
	8 Wiriana Place, Stanmore Bay	\$872,000	\$985,000	1191	3
	20 De Luen Avenue, Tindalls Beach	\$2,070,500	\$2,000,000	809	6
	42 De Luen Avenue, Tindalls Beach	\$1,011,000	\$1,450,000	809	4
	37 Tindalls Bay Road, Tindalls Beach	\$1,630,000	\$1,600,000	1485	4

*LATEST CV AVAILABLE

This publication shows data regarding a wide selection of published residential property sales that have recently occurred. It includes information from multiple sources and published reports of sales made by most Real Estate agencies and may include private sales. Where data is not publicly available, an individual sale may have been excluded from the average results and tallies shown in this report. Every reasonable effort has been made to ensure the accuracy of the information. Barfoot and Thompson Limited (REA2008) accepts no responsibility should the contents of this market report prove to be incomplete or incorrect.