




















Properties Sold in Albany

October 18



SOLD

	ADDRESS	SALE PRICE	CV (2017)	LAND SIZE	BEDROOMS	SOLD BY
	1 Advance Way	\$1,258,000	\$1,300,000	754	4	
	H1/418 Albany Highway	\$270,000	\$370,000	n/a	4	Unknown
	37/437B Albany Highway	\$430,000	\$460,000	n/a	2	Ray White
	8 Andersons Road	\$1,288,000	\$1,225,000	502	4	
	42 Bass Road	\$1,180,000	\$1,230,000	551	3	Harcourts
	1 Candlestick Place	\$856,000	\$775,000	188	4	
	5 Candlestick Place	\$825,000	\$770,000	189	4	Harcourts
	6/5 Carolina Place	\$450,000	\$425,000	n/a	1	Harcourts
	BL2-G/25 Don Mckinnon Drive	\$489,000	n/a	n/a	1	Harcourts
	E503/25 Don Mckinnon Drive	\$685,000	\$580,000	n/a	2	
	EL4/25-27 Don Mckinnon Drive	\$881,000	n/a	n/a	2	
	804 East Coast Road	\$1,150,000	\$805,000	847	5	Harcourts
	13 Excelsa Place	\$815,000	\$1,100,000	633	4	Harcourts
	16 Fearnley Grove	\$1,100,000	\$1,220,000	501	4	Harcourts

This publication shows data regarding a wide selection of published residential property sales that have recently occurred. It includes information from multiple sources and published reports of sales made by most Real Estate agencies and may include private sales. Where data is not publicly available, an individual sale may have been excluded from the average results and tallies shown in this report. Every reasonable effort has been made to ensure the accuracy of the information. Barfoot and Thompson Limited (REA2008) accepts no responsibility should the contents of this market report prove to be incomplete or incorrect.



Properties Sold in Albany

October 18



SOLD

	ADDRESS	SALE PRICE	CV (2017)	LAND SIZE	BEDROOMS	SOLD BY
	9/2 Georgia Terrace	\$929,500	\$990,000	n/a	4	Harcourts
	6/1 Gleanor Avenue	\$710,000	\$610,000	1/8 SH 1828	2	
	32 Golden Morning Drive	\$668,000	\$840,000	834	n/a	
	27 Hornbill Drive	\$1,310,000	\$1,250,000	621	4	Harcourts
	4 Hornbill Drive	\$1,285,000	\$1,360,000	600	5	Harcourts
	18/10-26 John Jennings Drive	\$670,000	\$590,000	n/a	3	
	72 Kittiwake Drive	\$1,000,000	\$1,330,000	700	5	Harcourts
	28 Mahoney Drive	\$1,220,000	\$1,200,000	774	4	Lochores
	7 Mountain Beech Rise	\$1,440,000	\$1,150,000	673	4	
	26/22 Northcross Drive	\$755,000	\$790,000	n/a	3	
	32 Para Close	\$1,650,000	\$1,775,000	880	6	
	15/5 Perekia Street	\$787,000	\$940,000	n/a	3	Ray White
	5 Pigeonwood Lane	\$1,535,000	\$1,245,000	610	4	Harcourts
	17 Ponderosa Drive	\$997,000	\$1,100,000	505	4	Bayleys

This publication shows data regarding a wide selection of published residential property sales that have recently occurred. It includes information from multiple sources and published reports of sales made by most Real Estate agencies and may include private sales. Where data is not publicly available, an individual sale may have been excluded from the average results and tallies shown in this report. Every reasonable effort has been made to ensure the accuracy of the information. Barfoot and Thompson Limited (REA2008) accepts no responsibility should the contents of this market report prove to be incomplete or incorrect.











Barfoot & Thompson
Licensed REAA 2008 MREINZ

Properties Sold in Albany

October 18



SOLD

	ADDRESS	SALE PRICE	CV (2017)	LAND SIZE	BEDROOMS	SOLD BY
	31 Ponderosa Drive	\$1,075,000	\$1,150,000	616	4	Prestige
	10 Pukatea Avenue	\$1,165,000	\$1,025,000	601	3	
	15/372 Rosedale Road	\$360,000	\$355,000	n/a	1	Ray White
	15/40 Scarlet Oak Drive	\$748,000	\$810,000	n/a	3	Harcourts
	215C Schnapper Rock Road	\$1,860,000	\$1,910,000	1525	5	
	A1/71 Spencer Road	\$516,000	\$455,000	n/a	2	Prestige
	28 Syracuse Place	\$1,450,000	\$1,225,000	686	4	
	43 The Avenue	\$1,000,000	\$1,410,000	4003	n/a	
	22 Valderna Avenue	\$880,000	\$940,000	n/a	3	Harcourts
	8.6.5/1 Library Lane	\$493,000	n/a	n/a	1	

This publication shows data regarding a wide selection of published residential property sales that have recently occurred. It includes information from multiple sources and published reports of sales made by most Real Estate agencies and may include private sales. Where data is not publicly available, an individual sale may have been excluded from the average results and tallies shown in this report. Every reasonable effort has been made to ensure the accuracy of the information. Barfoot and Thompson Limited (REA2008) accepts no responsibility should the contents of this market report prove to be incomplete or incorrect.



Barfoot & Thompson
Licensed REAA 2008

Properties Sold in Albany

October 18



Apartment Sales at Library Lane

ADDRESS	SALE PRICE	FLOOR SIZE	BEDS
8.6.5/1 Library Lane	\$493,000	n/a	1
7.3.1/2 Library Lane	\$515,000	n/a	1
7.4.4/2 Library Lane	\$587,000	67	1
7.5.4/2 Library Lane	\$630,000	67	1
7.5.6/2 Library Lane	\$417,000	67	1
7.5.8/2 Library Lane	\$630,000	60	2
7.6.6/2 Library Lane	\$366,000	n/a	1
9.2.4/2 Library Lane	\$526,000	68	1
9.3.7/2 Library Lane	\$695,000	80	2
9.4.3/2 Library Lane	\$484,000	52	1
9.4.3/2 Library Lane	\$508,000	n/a	1
9.5.5/2 Library Lane	\$538,000	n/a	1
9.6.3/2 Library Lane	\$490,000	n/a	1
9.6.7/2 Library Lane	\$727,000	81	2
966/2 Library Lane	\$445,000	n/a	1

ADDRESS	SALE PRICE	FLOOR SIZE	BEDS
7.2.2/2 Library Lane	\$450,000	n/a	1
7.4.12/2 Library Lane	\$356,880	n/a	1
7.4.7/2 Library Lane	\$587,000	68	1
7.5.5/2 Library Lane	\$420,000	467	1
7.5.7/2 Library Lane	\$575,000	68	1
7.6.5/2 Library Lane	\$443,000	47	1
9.1.2/2 Library Lane	\$480,000	n/a	1
9.2.5/2 Library Lane	\$468,000	n/a	1
9.4.1/2 Library Lane	\$658,000	81	2
9.4.3/2 Library Lane	\$540,000	n/a	1
9.5.4/2 Library Lane	\$669,500	77	2
9.5.7/2 Library Lane	\$735,000	n/a	2
9.6.4/2 Library Lane	\$690,000	n/a	2
9.7.3/2 Library Lane	\$595,000	n/a	1

This publication shows data regarding a wide selection of published residential property sales that have recently occurred. It includes information from multiple sources and published reports of sales made by most Real Estate agencies and may include private sales. Where data is not publicly available, an individual sale may have been excluded from the average results and tallies shown in this report. Every reasonable effort has been made to ensure the accuracy of the information. Barfoot and Thompson Limited (REA2008) accepts no responsibility should the contents of this market report prove to be incomplete or incorrect.



Barfoot & Thompson
Licensed REAA 2008 MREINZ