














Properties Sold in Massey & Royal Heights September 18




SOLD

| | ADDRESS | SALE PRICE | CV (2017) | LAND SIZE | BEDROOMS | SOLD BY |
|--|----------------------|------------|-----------|-----------|----------|--------------------|
|  | 6 Broadfield Street | \$660,000 | \$630,000 | 584 | 3 | Barfoot & Thompson |
|  | 24 Carillon Place | \$820,000 | \$790,000 | 563 | 4 | Harcourts |
|  | 20 Clyma Place | \$670,000 | \$730,000 | 612 | 3 | Barfoot & Thompson |
|  | 108H Colwill Road | \$748,000 | \$880,000 | 679 | 3 | Barfoot & Thompson |
|  | 2/198 Don Buck Road | \$620,000 | \$580,000 | 1777 | 3 | Barfoot & Thompson |
|  | 62 Don Buck Road | \$670,000 | \$670,000 | 451 | 3 | Barfoot & Thompson |
|  | 15 Donovan Avenue | \$680,000 | \$650,000 | 445 | 3 | Ray White |
|  | 2 Faram Place | \$657,000 | \$660,000 | 465 | 3 | Barfoot & Thompson |
|  | 1/57 Granville Drive | \$805,000 | \$780,000 | n/a | 3 | Barfoot & Thompson |
|  | 39 Helleur Road | \$900,000 | \$960,000 | 695 | 5 | Barfoot & Thompson |
|  | 117 Kemp Road | \$698,500 | \$640,000 | 703 | 3 | Harcourts |
|  | 67 Kemp Road | \$500,000 | \$620,000 | 693 | 4 | Unknown |



















This publication shows data regarding a wide selection of published residential property sales that have recently occurred. It includes information from multiple sources and published reports of sales made by most Real Estate agencies and may include private sales. Where data is not publicly available, an individual sale may have been excluded from the average results and tallies shown in this report. Every reasonable effort has been made to ensure the accuracy of the information. Barfoot and Thompson Limited (REA2008) accepts no responsibility should the contents of this market report prove to be incomplete or incorrect.



Properties Sold in Massey & Royal Heights September 18



SOLD

| | ADDRESS | SALE PRICE | CV (2017) | LAND SIZE | BEDROOMS | SOLD BY |
|--|--------------------|-------------|-------------|-----------|----------|---|
|  | 12 Mamuku Drive | \$1,033,000 | \$950,000 | 450 | 4 |  |
|  | 11 Moxham Grove | \$850,000 | \$740,000 | 1012 | 3 | Harveys |
|  | 25B Rehia Road | \$635,000 | \$620,000 | 454 | 3 | CR/Pinkney |
|  | 27A Rehia Road | \$680,000 | \$640,000 | 572 | 4 |  |
|  | 44 Rehia Road | \$732,500 | \$640,000 | 809 | 3 | Ray White |
|  | 56B Reynella Drive | \$717,500 | \$560,000 | 590 | 3 | Ray White |
|  | 22A Royal Road | \$925,000 | \$520,000 | 430 | 5 |  |
|  | 18 Tararua Street | \$1,040,000 | \$950,000 | 450 | 4 |  |
|  | 8 Tararua Street | \$1,036,000 | \$1,000,000 | 452 | 5 |  |
|  | 155 Triangle Road | \$650,000 | \$630,000 | 708 | 3 |  |
|  | 2/24 Woodside Road | \$540,000 | \$530,000 | n/a | 3 | Harcourts |
|  | 41 Woodside Road | \$725,000 | \$630,000 | 510 | 3 | Harcourts |

This publication shows data regarding a wide selection of published residential property sales that have recently occurred. It includes information from multiple sources and published reports of sales made by most Real Estate agencies and may include private sales. Where data is not publicly available, an individual sale may have been excluded from the average results and tallies shown in this report. Every reasonable effort has been made to ensure the accuracy of the information. Barfoot and Thompson Limited (REA2008) accepts no responsibility should the contents of this market report prove to be incomplete or incorrect.



Barfoot & Thompson
Licensed REAA 2008 MREINZ