

Properties Sold in Auckland CBD September 18



SOLD	ADDRESS	SALE PRICE	CV (2017)	FLOOR SIZE	BEDROOMS
	1B/24 Airedale Street	\$375,000	\$375,000	100	2
	1707/8 Airedale Street	\$630,000	\$630,000	50	1
	1807/8 Airedale Street	\$645,000	\$640,000	50	2
	1505/26 Albert Street	\$1,350,000	\$1,360,000	122	2
	22G/76 Albert Street	\$350,000	\$390,000	57	2
	1904/8 Albert Street	\$1,440,000	\$1,380,000	136	2
	703/8 Albert Street	\$735,000	\$620,000	74	1
	1A/105 Anzac Avenue	\$575,000	\$640,000	73	1
	1505/19 Anzac Avenue	\$540,000	\$520,000	56	2
	1510/2 Beach Road	\$220,000	\$1,040,000	107	3
	9A/22-28 Beresford Square	\$1,015,000	\$1,140,000	121	2
	3805/10-12 Commerce Street	\$1,605,500	n/a	n/a	2
	205/53 Cook Street	\$410,000	\$380,000	49	2
	606/53 Cook Street	\$483,000	\$470,000	49	2

This publication shows data regarding a wide selection of published residential property sales that have recently occurred. It includes information from multiple sources and published reports of sales made by most Real Estate agencies and may include private sales. Where data is not publicly available, an individual sale may have been excluded from the average results and tallies shown in this report. Every reasonable effort has been made to ensure the accuracy of the information. Barfoot and Thompson Limited (REA2008) accepts no responsibility should the contents of this market report prove to be incomplete or incorrect.



Properties Sold in Auckland CBD September 18





SOLD	ADDRESS	SALE PRICE	CV (2017)	FLOOR SIZE	BEDROOMS
	2214/1 Courthouse Lane	\$625,000	\$590,000	51	2
	3A/128 Customs Street West	\$2,803,000	\$3,800,000	335	5
	2E/99 Customs Street West	\$430,000	\$770,000	67	2
	104/85-89 Customs West (or 89 Lower Hobson) Street	\$231,500	\$580,000	58	1
	10E/36 Day Street	\$289,000	\$190,000	33	1
	10K/36 Day Street	\$500,000	\$190,000	43	2
	318/6 Dockside Lane	\$178,000	\$650,000	65	2
	803/36 Eden Crescent	\$375,000	\$360,000	35	2
	1B/7 Emily Place	\$340,000	\$320,000	48	1
	146 Fanshawe Street	\$516,000	n/a	51	2
	2B/18 Federal Street	\$460,000	\$460,000	51	1
	207 Federal Street	\$545,000	n/a	61	2
	310/207 Federal Street	\$587,000	\$500,000	61	2
	6H/16 Gore Street	\$285,000	\$280,000	39	1

This publication shows data regarding a wide selection of published residential property sales that have recently occurred. It includes information from multiple sources and published reports of sales made by most Real Estate agencies and may include private sales. Where data is not publicly available, an individual sale may have been excluded from the average results and tallies shown in this report. Every reasonable effort has been made to ensure the accuracy of the information. Barfoot and Thompson Limited (REA2008) accepts no responsibility should the contents of this market report prove to be incomplete or incorrect.



Properties Sold in Auckland CBD September 18

















SOLD	ADDRESS	SALE PRICE	CV (2017)	FLOOR SIZE	BEDROOMS
	717/135 Hobson Street	\$270,000	\$350,000	52	2
	1009/152 Hobson Street	\$450,000	\$460,000	43	1
	110/188 Hobson Street	\$330,000	\$400,000	46	2
	711/188 Hobson Street	\$535,000	\$500,000	60	2
	810/188 Hobson Street	\$395,000	\$440,000	46	2
	3E/208 Hobson Street	\$430,000	\$400,000	57	4
	306/35 Hobson Street	\$303,000	\$320,000	33	1
	605/47 Hobson Street	\$834,500	\$920,000	96	2
	6 Kahurangi Place	\$852,000	\$830,000	120	3
	3A/26 Liverpool Street	\$223,000	\$540,000	59	2
	1306/6 Lorne Street	\$315,000	\$310,000	20	1
	2903/6 Lorne Street	\$875,000	\$740,000	47	1
	12G/33 Mount Street	\$242,000	\$235,000	25	1
	149 Nelson Street	\$264,000	n/a	41	1

This publication shows data regarding a wide selection of published residential property sales that have recently occurred. It includes information from multiple sources and published reports of sales made by most Real Estate agencies and may include private sales. Where data is not publicly available, an individual sale may have been excluded from the average results and tallies shown in this report. Every reasonable effort has been made to ensure the accuracy of the information. Barfoot and Thompson Limited (REA2008) accepts no responsibility should the contents of this market report prove to be incomplete or incorrect.



Properties Sold in Auckland CBD September 18



SOLD	ADDRESS	SALE PRICE	CV (2017)	FLOOR SIZE	BEDROOMS
	228/149 Nelson Street	\$335,000	\$320,000	48	2
	302/149 Nelson Street	\$275,000	\$300,000	41	2
	523/149 Nelson Street	\$427,000	\$430,000	52	2
	1203/72 Nelson Street	\$368,500	\$410,000	37	2
	401/72 Nelson Street	\$380,000	\$340,000	48	2
	513/72 Nelson Street	\$265,000	\$250,000	20	1
	4C/11 Nicholas Street	\$150,000	\$300,000	49	1
	209/141 Pakenham Street	\$1,500,000	n/a	n/a	2
	403/141 Pakenham Street	\$890,000	n/a	n/a	1
	505/141 Pakenham Street West	\$1,625,000	n/a	n/a	2
	605/141 Pakenham West Street West	\$1,700,000	n/a	n/a	2
	313/1 Parliament Street	\$380,000	\$360,000	30	1
	706/1 Parliament Street	\$533,000	\$570,000	56	1
	44A/147 Quay Street	\$320,000	\$740,000	81	1

This publication shows data regarding a wide selection of published residential property sales that have recently occurred. It includes information from multiple sources and published reports of sales made by most Real Estate agencies and may include private sales. Where data is not publicly available, an individual sale may have been excluded from the average results and tallies shown in this report. Every reasonable effort has been made to ensure the accuracy of the information. Barfoot and Thompson Limited (REA2008) accepts no responsibility should the contents of this market report prove to be incomplete or incorrect.



Properties Sold in Auckland CBD September 18



SOLD	ADDRESS	SALE PRICE	CV (2017)	FLOOR SIZE	BEDROOMS
	13A/8 Quay Street	\$95,000	\$620,000	91	2
	407/421 Queen Street	\$250,000	\$370,000	40	1
	514/421 Queen Street	\$486,000	\$500,000	52	4
	407/430 Queen Street	\$405,000	\$370,000	40	2
	1601/438 Queen Street	\$400,000	\$600,000	33	1
	415/438 Queen Street	\$615,000	\$770,000	53	1
	503A/438 Queen Street	\$850,000	\$1,020,000	70	2
	711/438 Queen Street	\$695,000	\$790,000	52	2
	14B/62 Queen Street	\$255,000	\$330,000	26	1
	306/10 Ronayne Street	\$280,000	\$520,000	62	1
	10E/8 Scotia Place	\$111,500	\$125,000	29	1
	1101/37 Symonds Street	\$540,000	\$440,000	44	2
	303/37 Symonds Street	\$275,000	\$300,000	27	2
	805/37 Symonds Street	\$312,500	\$300,000	24	1

This publication shows data regarding a wide selection of published residential property sales that have recently occurred. It includes information from multiple sources and published reports of sales made by most Real Estate agencies and may include private sales. Where data is not publicly available, an individual sale may have been excluded from the average results and tallies shown in this report. Every reasonable effort has been made to ensure the accuracy of the information. Barfoot and Thompson Limited (REA2008) accepts no responsibility should the contents of this market report prove to be incomplete or incorrect.



Properties Sold in Auckland CBD September 18










SOLD	ADDRESS	SALE PRICE	CV (2017)	FLOOR SIZE	BEDROOMS
	96 Symonds Street	\$1,250,000	n/a	115	2
	103/96 Symonds Street	\$268,000	\$350,000	36	2
	6M/6 Victoria East Street	\$568,000	\$720,000	78	1
	706/75 Victoria Street	\$615,000	\$580,000	50	1
	5M/6 Victoria Street East	\$495,000	\$580,000	63	1
	9/27-35 Victoria Street West	\$1,025,000	n/a	n/a	2
	406/75 Victoria Street West	\$750,000	\$560,000	55	2
	3L/156 Vincent Street	\$390,000	\$380,000	41	1
	102/17 Vogel Lane	\$500,000	\$440,000	45	1
	13A/57-59 Wakefield Street	\$705,000	n/a	n/a	1
	5E/57-59 Wakefield Street	\$622,500	n/a	n/a	1
	6G/57-59 Wakefield Street	\$397,000	n/a	n/a	1
	6D/18 Wakefield Street	\$817,000	\$810,000	98	2
	1E/82 Wakefield Street	\$275,000	\$330,000	38	1

This publication shows data regarding a wide selection of published residential property sales that have recently occurred. It includes information from multiple sources and published reports of sales made by most Real Estate agencies and may include private sales. Where data is not publicly available, an individual sale may have been excluded from the average results and tallies shown in this report. Every reasonable effort has been made to ensure the accuracy of the information. Barfoot and Thompson Limited (REA2008) accepts no responsibility should the contents of this market report prove to be incomplete or incorrect.



Properties Sold in Auckland CBD September 18



SOLD	ADDRESS	SALE PRICE	CV (2017)	FLOOR SIZE	BEDROOMS
	310/85 Wakefield Street	\$320,000	\$340,000	39	1
	508/85 Wakefield Street	\$319,888	\$350,000	39	1
	16B/15 Whitaker Place	\$220,750	\$205,000	27	2
	9D/15 Whitaker Place	\$269,500	\$380,000	55	3
	1720/21 Whitaker Place	\$155,000	\$360,000	52	3
	9D/6 Whitaker Place	\$420,000	\$380,000	55	1
	804/8-10 Whitaker Place	\$930,000	\$900,000	96	2

This publication shows data regarding a wide selection of published residential property sales that have recently occurred. It includes information from multiple sources and published reports of sales made by most Real Estate agencies and may include private sales. Where data is not publicly available, an individual sale may have been excluded from the average results and tallies shown in this report. Every reasonable effort has been made to ensure the accuracy of the information. Barfoot and Thompson Limited (REA2008) accepts no responsibility should the contents of this market report prove to be incomplete or incorrect.

